

# LIVE IT UP

Get the best out of life. Embrace the freedom of adventure, soak in the serenity of relaxation, and enjoy quality time with those you value most. LIVE IT UP TOGETHER WITH BESTWAY.

Bestway

WWW.BESTWAYCORP.COM



©2024 Bestway Inflatables & Material Corp. All rights reserved.



SPECIAL EDITION 2025

Bestway



Bestway

# SPECIAL EDITION 2025 CATALOG



# 2025 CATALOG COLLECTION

Enjoy our extensive  
collection of products  
in our six catalogs.

- Above Ground Pools
- Air Mattresses
- Hot Tubs
- Summer & License
- Watersports
- Camping Gear\*

Only available for INTL

## Digital Catalogs

Easily access all of our catalogs  
while on the go. Ask your Sales  
Rep for the link to our catalog  
website, and Bestway® products  
can be right at your fingertips!

- View the latest catalogs
- Quickly flip through and  
find any product
- Check out product details,  
photos and even videos



Bestway®



ANNIVERSARY  
1994 — 2024

Three decades ago, Bestway created its very first product: a beach ball!

Since then, Bestway has produced over **1,100 products** in more than **120 countries** worldwide. In fact, 1 in 50 people around the world owns a Bestway product.

From our commitment to **innovation** and assuring the highest **quality** possible, to our vertically integrated manufacturing systems and **sustainability** efforts, every product Bestway creates centers on one goal: to help our customers get the most out of life by enjoying more adventure and making more memories.

Here's to the first 30 years, and to many, many more as we help people **"Live It Up!"**



# OUR VISION & MISSION

**Our Vision** has remained the same since we created our very first product – a simple beach ball – in 1994: to create high-quality, innovative, recreational products that bring fun, relaxation and adventure to people’s lives. Behind that vision is our mission to create memorable experiences for families who want to splash into summer, relax in winter and make the most of every moment year-round.

Now over 30 years later, **Bestway** has forged a global presence in more than 120 countries by developing over 1,100 products and becoming forward-thinkers about sustainable business practices.



# SERVICE

**Bestway** is committed to customer satisfaction and providing you with the best product solutions. Our advanced online services and customer service team allow customers to easily resolve issues that arise with their products, offer downloadable manuals and instructional videos, answers to their frequently asked questions and call support.



VERTICALLY  
INTEGRATED



CUSTOMER  
FOCUSED



INNOVATIVE



SUSTAINABLE



CONSUMER  
DRIVEN



FULLY OWNED  
PRODUCTION  
FACILITIES



SERVICE &  
SOLUTIONS

# WHAT'S NEW AT BESTWAY


In 2020, Bestway opened our doors to a **new, clean, state-of-the-art manufacturing facility in Vietnam** in an effort to diversify our production capabilities globally. With rapid plans for expansion, this new facility offers additional tariff-saving opportunities and flexibility in Bestway's global manufacturing efforts.

Our Vietnam facility currently manufactures air mattresses, air pumps, pool filter pumps, inflatable pools, pool covers and trampolines. These products go through extensive PVC, lab and lifecycle testing to ensure high-quality and longevity.



# VIETNAM QA TESTING PROCESS

1



MATERIAL  
PRODUCTION

2



PRODUCT  
ASSEMBLY

3



PACKING





# GLOBAL FACTORIES



JIANGSU



NANTONG



VIETNAM



HAIAN



SHANGHAI

# AROUND THE WORLD



SHANGHAI, CHINA  
HQ • PRODUCTION

No. 208 Jin Yuan Wu Road, Shanghai,  
201812, China  
+86 21 6913 5588  
info@bestwaycorp.com



BELGIUM / LUXEMBURG  
SUBSIDIARY

Graaf van Landaststraat 148  
9700 Oudenaarde, Belgium  
+32 55 60 42 02  
info@bestwaycorp.be



MOSCOW, RUSSIA  
SUBSIDIARY

Moscow, metro Taganskaya,  
st. Bolshiye Kamenskiki, 6, building 1  
+8 (499) 501-11-64  
info@bestway-russia.ru



CHANDLER, U.S.A.  
R&D • SUBSIDIARY

3435 S. McQueen Road, Chandler, AZ 85286,  
United States of America  
+1 480 838 3888  
info@bestwaycorp.us



COPENHAGEN, DENMARK  
SUBSIDIARY

Amagertorv 17, 3<sup>rd</sup> Fl DK-1160  
Copenhagen K Denmark  
+45 78744569  
info@bestwayscandinavia.eu



SAN PAULO, BRAZIL  
SUBSIDIARY

Av Cerro Azul, 2783 Maringã - PR - Brazil  
Zip Code: 87010-055  
+55 44 3052-6006  
info@bestwaycorp.com.br



HONG KONG, CHINA  
R&D • SUBSIDIARY

Suite 713, 7/Floor, East Wing, Tsim Sha Tsui Centre,  
66 Mody Road, Kowloon, Hong Kong  
+852 2997 7169  
info@bestwaycorp.hk



DUBAI, U.A.E.  
SUBSIDIARY

International Media Production Zone (IMPZ) Plot C22  
Dubai, United Arab Emirates  
+971 55 859 3104 / +971 4 2476 743  
info@bestwayme.com



SANTIAGO, CHILE  
SUBSIDIARY

Salar Ascotan 1282, Parque Enea, Pudahuel,  
Santiago, Chile  
+562 3203 6438  
info@bestwaycorp.lat



MILAN, ITALY  
R&D • SUBSIDIARY

Via Resistenza, 5 20098  
San Giuliano M.se (Mi), Italy  
+39 02 9884 881  
info@bestwaycorp.eu



HAMBURG, GERMANY  
SUBSIDIARY

Parkstraße 11 24534  
Neumünster, Germany  
+49 4321 555 05 - 0  
info@bestwaycorp.de



SYDNEY, AUSTRALIA  
SUBSIDIARY

Unit 2/98-104 Carnarvon St Silverwater,  
NSW 2128, Australia  
+61 2 9037 1388  
info@bestwaycorp.com.au



LYON, FRANCE  
SUBSIDIARY

223 rue des Metalliers ZI Les Plâtières  
69700 Chassagny Beauvallon  
+33 4 97 04 92 99  
info@bestwaycorp.fr



WARSAW, POLAND  
SUBSIDIARY

Ul. Ekologiczna 24 05-080  
Klaudyn Poland  
+48 22 60 22 508  
info@bestwaycorp.pl



# B THE CHANGE MISSION

## Our Commitment to a Better Future

As a leader in innovations, Bestway is striving to **B the Change** in the industry. We manufacture our products in 1,383,000 square feet of factory buildings, each covered in solar panels to equal about 40 soccer fields. As an annual recipient of the “Top Performing Supplier on Climate Action” award, we continue to drive sustainable practices forward through three main categories: **renewable resources, waste and packaging.**



Bestway Nantong



Ongoing Energy Reduction Projects to Reduce Emissions



Reuse 38 Categories of Materials




Water is Reused in Factories, Offices & Dormitories



Annual Recipient of “China Top Performing Suppliers on Climate Action” Award

7.5%  
OVERALL ENERGY  
POWERED  
BY SOLAR



40  
SOCCER FIELDS  
WORTH OF  
SOLAR  
PANELS



99.7%  
OF SCRAP  
MATERIALS ARE  
REUSED\*  
\*.3% of waste is incinerated



OVER  
35,000  
TONS OF PVC  
REUSED IN 2022



BOXES MADE WITH  
90%  
POST-CONSUMER  
RECYCLED  
MATERIAL



96%  
RECYCLABLE  
PACKAGING





Dear Customer,

We are excited to present our Special Edition Catalog again for the 2025 season! This collection of items is not included in our standard catalogs, and it is only offered to selected partners.

All of these items are designed to offer you something extra, such as new price points, larger assortments of sizes and designs, and exclusive sets.

These products provide the following benefits:

- A broader, more innovative range
- A guaranteed return on investment for your advertising efforts
- The ability to set your own prices due to product differentiation
- An offering of alternative products at attractive prices

These items will be subject to special conditions. If you are interested in the items that you see here, please contact the Bestway team or your Sales Rep for more information.

We look forward to making this the best sales season yet!

The  
Bestway  
Team

# CONTENTS

12	<b>AGP</b> Above Ground Pools	46	<b>AGP ACCESSORIES</b> Pool Accessories	52	<b>LAY-Z-SPA®</b> Premium Inflatable Hot Tubs & Ice Baths
94	<b>HYDRO FORCE®</b> Inflatable Stand-Up Paddleboards	110	<b>HYDRO FORCE®</b> Inflatable Kayaks	118	<b>HYDRO FORCE®</b> Boats
122	<b>TOUGHLITE™ TPU</b> Sleeping Pads	146	<b>SUMMER</b> Inflatable Leisure Products	150	<b>INDEX</b> Analytical Index





# ABOVE GROUND POOLS

When people think of Bestway® pools, they think of summer memories, good quality and reliability. We are always enhancing our overall line to improve durability and longevity. This line encompasses the best and most innovative pools selected for your market.

**14**  
**40**

Fast Set™

Steel Pro MAX™ Splashview™

**18**

Steel Pro®

**24**

Steel Pro MAX™



# FAST SET™

## Fast and simple to assemble!

Just select a level surface, inflate the top ring, fill the pool with water and you'll be splashing around in no time! No tools required for a Bestway® Fast Set Pool!



### TECHNOLOGY HIGHLIGHTS - PRODUCT DESIGN



**Tritech®**  
3-layer puncture resistant liner material



**Self-supporting**  
Inflatable top ring



**1-2-3 Setup**  
Easy to assemble

### P R O D U C T M A T R I X - P O O L R A N G E

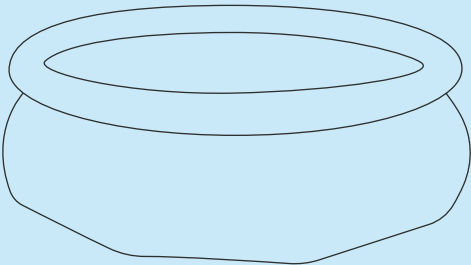
	1.83 m x 51 cm - 6' x 20"	Fast Set™ Pool	Refer to International Catalog
	2.44 m x 61 cm - 8' x 24"	Fast Set™ Pool	Refer to International Catalog
	3.05 m x 66 cm - 10' x 26"	Fast Set™ Pool	PG. 16
	3.05 m x 76 cm - 10' x 30"	Fast Set™ Pool	Refer to International Catalog
	3.66 m x 76 cm - 12' x 30"	Fast Set™ Pool	Refer to International Catalog
	3.96 m x 84 cm - 13' x 33"	Fast Set™ Pool	Refer to International Catalog
	4.57 m x 84 cm - 15' x 33"	Fast Set™ Pool	Refer to International Catalog
	4.57 m x 1.07 m - 15' x 42"	Fast Set™ Pool	Refer to International Catalog




ABOVE GROUND POOLS  
FAST SET™




Build



Color



Bottom



Tritech®  
Construction

Convenience



Drain Valve



Super Compact  
Easy to transport



No Tools  
Required



Easy  
to Store



Packaging:  
Full Color Box

Water Capacity (80%): 3,200 L (845 gal.)

3.05 m x 66 cm / 10' x 26"

ITEM	REGION	PACK	KG (LBS)	FILTER PUMP	VOLTAGE	CARTRIDGE
57455	North America	1	8.0 (17.5)			
57455	Oceania	1	8.0 (17.5)			
57456	Europe	1	8.0 (17.5)			
57457	N. America / Asia, Africa & Latin America	1	10.7 (23.5)	58511 (1,249 L / 330 gal.)	110-120V	58093, TYPE: I
57457	Oceania	1	10.1 (22.2)	58381 (1,249 L / 330 gal)	220-240V	58093, TYPE: I
57458	Europe	1	10.6 (23.3)	58381 (1,249 L / 330 gal.)	220-240V	58093, TYPE: I
57458	Asia, Africa & Latin America	1	9.7 (21.5)	58381 (1,249 L / 330 gal.)	220-240V	58093, TYPE: I





# STEEL PRO®

Easy to assemble and very affordable, with a strong, steel frame.

You get a lot of pool for your money with a Bestway® Steel Pro Pool.



## TECHNOLOGY HIGHLIGHTS - PRODUCT DESIGN


**FrameLink™ Joints**  
Corrosion prevention



**Frosted Finish**  
Prevents pool liner from sticking in a hot environment



**Tritech®**  
3-layer puncture resistant liner material



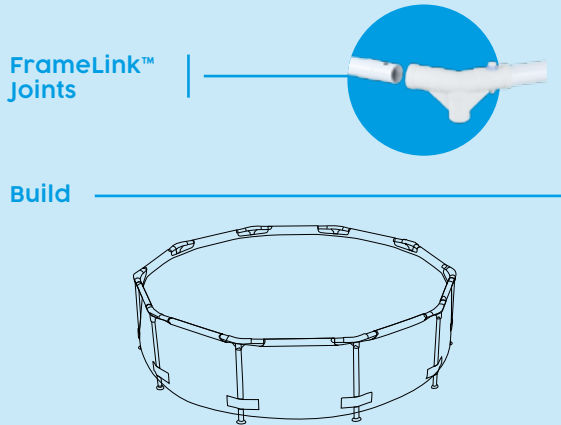


## PRODUCT MATRIX - POOL RANGE

	3.05 m x 66 cm 10' x 26"	Steel Pro® Round Pool	PG. 20
	3.05 m x 76 cm 10' x 30"	Steel Pro® Round Pool	PG. 22
	3.66 m x 76 cm 12' x 30"	Steel Pro® Round Pool	PG. 22
	2.21 m x 1.50 m x 43 cm 7'3" x 59" x 17"	Steel Pro® Rectangular Pool	Refer to International Catalog
	2.59 m x 1.70 m x 61 cm 8'6" x 67" x 24"	Steel Pro® Rectangular Pool	Refer to International Catalog
	3.00 m x 2.01 m x 66 cm 9'10" x 6'7" x 26"	Steel Pro® Rectangular Pool	Refer to International Catalog
	3.66 m x 2.01 m x 66 cm 12' x 6'7" x 26"	Steel Pro® Rectangular Pool	Refer to International Catalog
	4.00 m x 2.11 m x 81 cm 13'1" x 6'11" x 32"	Steel Pro® Rectangular Pool	Refer to International Catalog



ABOVE GROUND POOLS  
STEEL PRO®



- convenience
- Drain Valve
  - Super Compact Easy to transport
  - No Tools Required
  - Easy to Store



Packaging:  
Full Color Box

Water Capacity (90%): 4,062 L (1,073 gal.)

3.05 m x 66 cm / 10' x 26"

ITEM	REGION	PACK	KG (LBS)
56986	North America	1	15.7 (34.5)
56986	Oceania	1	15.7 (34.5)
56985	Europe	1	15.7 (34.5)




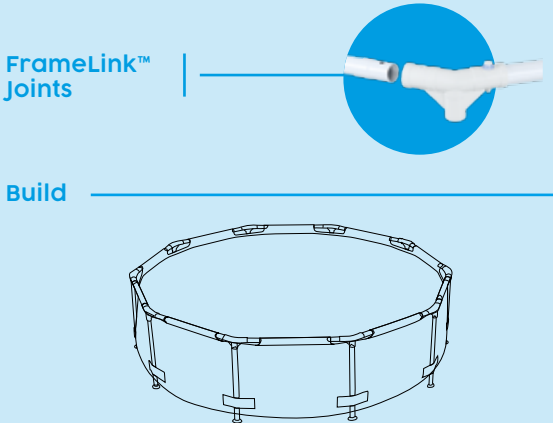


ABOVE GROUND POOLS

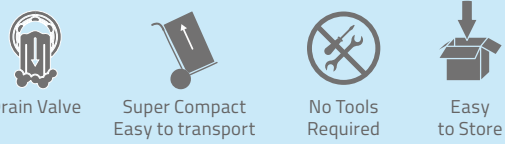
STEEL PRO®



Features & Technologies



Convenience






Packaging:  
Full Color Box






Water Capacity (90%): 4,678 L (1,236 gal.)

3.05 m x 76 cm / 10' x 30"

ITEM	REGION	PACK	KG (LBS)	 FILTER PUMP	 VOLTAGE	 CARTRIDGE
56677	Europe	1	16.9 (37.3)			
56678	Oceania	1	19.4 (42.7)	58381 (1,249 L / 330 gal.)	220-240V	58093, TYPE: I
56679	Europe	1	19.1 (42.0)	58381 (1,249 L / 330 gal.)	220-240V	58093, TYPE: I
56679	Asia, Africa & Latin America	1	18.6 (41.0)	58381 (1,249 L / 330 gal.)	220-240V	58093, TYPE: I
56678	Asia, Africa & Latin America	1	19.1 (42.0)	58511 (1,249 L / 330 gal.)	110-120V	58093, TYPE: I

Water Capacity (90%): 6,473 L (1,710 gal.)

3.66 m x 76 cm / 12' x 30"

ITEM	REGION	PACK	KG (LBS)	 FILTER PUMP	 VOLTAGE	 CARTRIDGE
56706	Europe	1	21.0 (46.3)			
56680	Oceania	1	23.5 (51.7)	58381 (1,249 L / 330 gal.)	220-240V	58093, TYPE: I
56681	Europe	1	23.2 (51.1)	58381 (1,249 L / 330 gal.)	220-240V	58093, TYPE: I
56681	Asia, Africa & Latin America	1	22.7 (50.0)	58381 (1,249 L / 330 gal.)	220-240V	58093, TYPE: I
56680	Asia, Africa & Latin America	1	23.1 (51.0)	58511 (1,249 L / 330 gal.)	110-120V	58093, TYPE: I



# STEEL PRO MAX™ ROUND POOLS

These pools take fun, durability and reliability to the MAX.

The Steel Pro MAX™ above ground pool is designed with a steel frame for increased strength and durability. With the FrameLink™ or ClickConnect™ Joints included, the Steel Pro MAX is an unbelievably amazing pool that is long-lasting!



## TECHNOLOGY HIGHLIGHTS - PRODUCT DESIGN

**FrameLink™ Joints**  
Corrosion prevention

**ClickConnect™ Joints**  
Quick-click system and rust prevention

**Frosted Finish**  
Prevents pool liner from sticking in a hot environment

**Tritech®**  
3-layer puncture resistant liner material

**Prismatic Stone™**  
Inner liner

## PRODUCT MATRIX - POOL RANGE

	3.05 m x 76 cm 10' x 30"	Steel Pro MAX™ Pool	Refer to International Catalog		4.27 m x 1.07 m 14' x 42"	Steel Pro MAX™ Pool	Refer to International Catalog
	3.66 m x 76 cm 12' x 30"	Steel Pro MAX™ Pool	Refer to International Catalog		4.27 m x 1.07 m 14' x 42"	Steel Pro MAX™ Pool	PG. 28
	3.66 m x 1.00 m 12' x 39.5"	Steel Pro MAX™ Pool	Refer to International Catalog		4.27 m x 1.22 m 14' x 48"	Steel Pro MAX™ Pool	Refer to International Catalog
	3.66 m x 1.00 m 12' x 39.5"	Steel Pro MAX™ Pool	PG. 26		4.57 m x 1.07 m 15' x 42"	Steel Pro MAX™ Pool	PG. 30
	3.66 m x 1.00 m 12' x 39.5"	Steel Pro MAX™ Pool	PG. 28		4.57 m x 1.07 m 15' x 42"	Steel Pro MAX™ Pool	Refer to International Catalog
	3.66 m x 1.22 m 12' x 48"	Steel Pro MAX™ Pool	Refer to International Catalog		4.57 m x 1.22 m 15' x 48"	Steel Pro MAX™ Pool	Refer to International Catalog
	3.96 m x 1.07 m 13' x 42"	Steel Pro MAX™ Pool	Refer to International Catalog		4.88 m x 1.22 m 16' x 48"	Steel Pro MAX™ Pool	Refer to International Catalog
	3.96 m x 1.22 m 13' x 48"	Steel Pro MAX™ Pool	Refer to International Catalog		5.49 m x 1.22 m 18' x 48"	Steel Pro MAX™ Pool	Refer to International Catalog
	4.27 m x 84 cm 14' x 33"	Steel Pro MAX™ Pool	Refer to International Catalog				




ABOVE GROUND POOLS

STEEL PRO MAX™

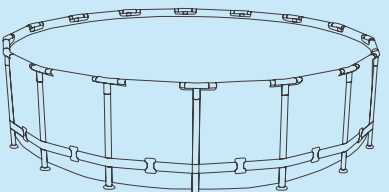


Features & Technologies


FrameLink™ Joints




Build




Pattern




Bottom




Hardware




Convenience




Drain Valve



Corrosion Resistant





3-Ply PVC



No Tools Required

Tritech® Construction





Packaging:  
Full Color Box

Water Capacity (90%): 2,417 gal. (9,150 L)

3.66 m x 1.00 m / 12' x 39.5"

ITEM	REGION	PACK	KG (LBS)	FILTER PUMP	VOLTAGE	CARTRIDGE	LADDER
567O9	Europe	1	38.0 (83.8)	58383 (2,006 L / 530 gal.)	220-240V	58094, TYPE: II	58330
567O9	Asia, Africa & Latin America	1	36.8 (81.1)	58383 (2,006 L / 530 gal.)	220-240V	58094, TYPE: II	58335




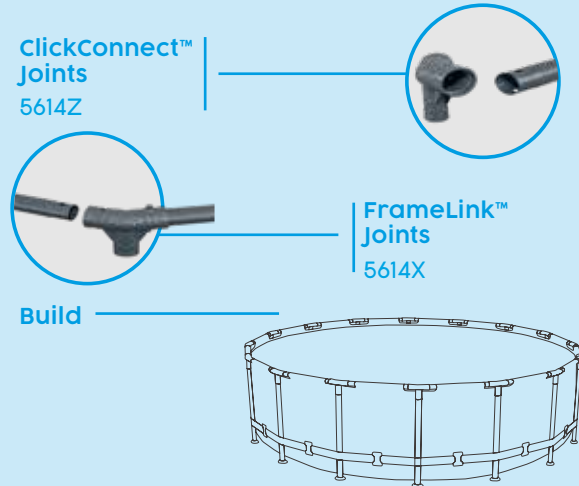


ABOVE GROUND POOLS

STEEL PRO MAX™



Features & Technologies



Convenience



Drain Valve



Corrosion Resistant



3-Ply PVC







No Tools Required

Packaging:  
12' x 39.5" = Full Color Box  
14' x 42" = Sturdy Cardboard Box with Pictures








Water Capacity (90%): 9,150 L (2,417 gal.)

3.66 m x 1.00 m / 12' x 39.5"

ITEM	REGION	PACK	KG (LBS)	 FILTER PUMP	 VOLTAGE	 CARTRIDGE	 LADDER
5614X	Europe	1	38.0 (83.8)	58383 (2,006 L / 530 gal.)	220-240V	58094, TYPE: II	58330
5614X	Asia, Africa & Latin America	1	36.8 (81.1)	58383 (2,006 L / 530 gal.)	220-240V	58094, TYPE: II	58335

Water Capacity (90%): 13,030 L (3,440 gal.)

4.27 m x 1.07 m / 14' x 42"

ITEM	REGION	PACK	KG (LBS)	 FILTER PUMP	 VOLTAGE	 CARTRIDGE	 COVER	 LADDER
5614Z	Europe	1	53.7 (118.3)	58386 (3,028 L / 800 gal.)	220-240V	58094, TYPE: II	58248	58330
5614Z	Asia, Africa & Latin America	1	51.9 (114.4)	58386 (3,028 L / 800 gal.)	220-240V	58094, TYPE: II	58248	58335




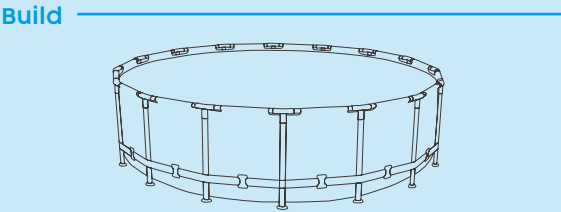



ABOVE GROUND POOLS

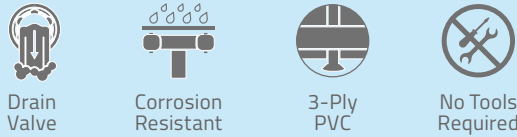
STEEL PRO MAX™



Features & Technologies



Convenience



Packaging:  
Sturdy Cardboard Box  
with Pictures



Water Capacity (90%): 14,970 L (3,955 gal.)

4.57 m x 1.07 m / 15' x 42"

ITEM	REGION	PACK	KG (LBS)	FILTER PUMP	VOLTAGE	CARTRIDGE	COVER	LADDER
56686	North America	1	56.0 (123.4)	58387 (3,028 L / 800 gal.)	110-120V	58012, TYPE: III - A/C	58038	58335
56686	Oceania	1	56.0 (123.4)	58386 (3,028 L / 800 gal.)	220-240V	58094, TYPE: II	58038	58335
56488	Europe	1	57.7 (127.3)	58386 (3,028 L / 800 gal.)	220-240V	58094, TYPE: II	58038	58330
56488	Asia, Africa & Latin America	1	55.8 (123.0)	58386 (3,028 L / 800 gal.)	220-240V	58094, TYPE: II	58038	58335
56686	Asia, Africa & Latin America	1	55.8 (123.0)	58387 (3,028 L / 800 gal.)	110-120V	58012, TYPE: III - A/C	58038	58335



ABOVE GROUND POOLS

2025



# STEEL PRO MAX™ RECTANGULAR POOLS


## The smart choice.

The strength and security of rigid, super strong steel tube framing, plus simple, minimal-tool assembly makes a Bestway® Steel Pro MAX™ Pool the smart choice for families.



### TECHNOLOGY HIGHLIGHTS - PRODUCT DESIGN


**ClickConnect™ Joints**  
Quick-click system and rust prevention



**Frosted Finish**  
Prevents pool liner from sticking in a hot environment



**Tritech®**  
3-layer puncture resistant liner material



### PRODUCT MATRIX - POOL RANGE

	2.82 m x 1.96 m x 84 cm 9'3" x 6'5" x 33"	Steel Pro MAX™ Rectangular Pool	Refer to International Catalog
	4.04 m x 2.01 m x 1.00 m 13'3" x 6'7" x 39.5"	Steel Pro MAX™ Rectangular Pool	PG. 36
	4.04 m x 2.01 m x 1.00 m 13'3" x 6'7" x 39.5"	Steel Pro MAX™ Rectangular Pool	PG. 34
	4.12 m x 2.01 m x 1.22 m 13'6" x 6'7" x 48"	Steel Pro MAX™ Rectangular Pool	PG. 36
	4.12 m x 2.01 m x 1.22 m 13'6" x 6'7" x 48"	Steel Pro MAX™ Rectangular Pool	PG. 34
	4.88 m x 2.44 m x 1.22 m 16' x 8' x 48"	Steel Pro MAX™ Rectangular Pool	PG. 38
	5.49 m x 2.74 m x 1.22 m 18' x 9' x 48"	Steel Pro MAX™ Rectangular Pool	PG. 38
	6.40 m x 2.74 m x 1.32 m 21' x 9' x 52"	Steel Pro MAX™ Rectangular Pool	PG. 38




ABOVE GROUND POOLS

STEEL PRO MAX™




Features & Technologies

ClickConnect™  
Joints



Build




Pattern



Bottom



Hardware



Titech®  
Construction

Convenience



Drain  
Valve



Corrosion  
Resistant



C-Connector

Packaging:  
Sturdy Cardboard Box  
with Pictures



Water Capacity (90%): 6,478 L (1,711 gal.)

4.04 m x 2.01 m x 1.00 m / 13'3" x 6'7" x 39.5"

ITEM	REGION	PACK	KG (LBS)	FILTER PUMP	VOLTAGE	CARTRIDGE	LADDER
56721	Europe	1	61.5 (135.6)	58383 (2,006 L / 530 gal.)	220-240V	58094, TYPE: II	58330
56721	Asia, Africa & Latin America	1	59.9 (132.0)	58383 (2,006 L / 530 gal.)	220-240V	58094, TYPE: II	58335
56727	Asia, Africa & Latin America	1	59.9 (132.0)	58384 (2,006 L / 530 gal.)	110-120V	58012, TYPE: III - A/C	58335

Water Capacity (90%): 8,124 L (2,146 gal.)

4.12 m x 2.01 m x 1.22 m / 13'6" x 6'7" x 48"

ITEM	REGION	PACK	KG (LBS)	FILTER PUMP	VOLTAGE	CARTRIDGE	LADDER
56728	Oceania	1	72.3 (159.4)	58383 (2,006 L / 530 gal.)	220-240V	58094, TYPE: II	58336
56722	Europe	1	74.1 (163.4)	58383 (2,006 L / 530 gal.)	220-240V	58094, TYPE: II	58331
56722	Asia, Africa & Latin America	1	71.9 (158.6)	58383 (2,006 L / 530 gal.)	220-240V	58094, TYPE: II	58336
56728	Asia, Africa & Latin America	1	71.9 (158.6)	58384 (2,006 L / 530 gal.)	110-120V	58012, TYPE: III - A/C	58336



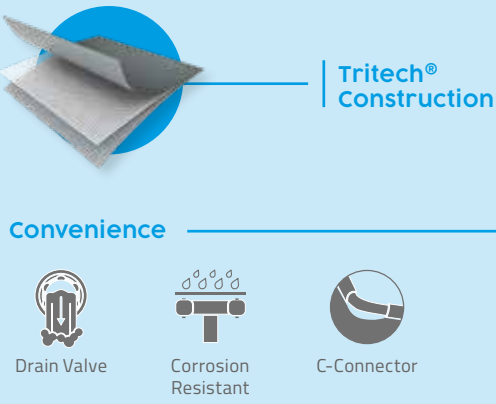
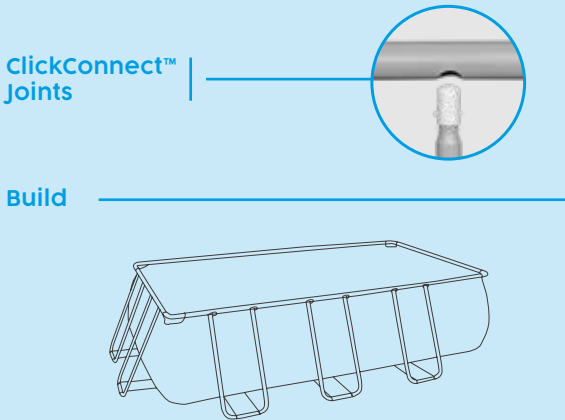


ABOVE GROUND POOLS

STEEL PRO MAX™



Features & Technologies



Packaging: Sturdy Cardboard Box with Pictures



Water Capacity (90%): 6,478 L (1,711 gal.)

4.04 m x 2.01 m x 1.00 m / 13'3" x 6'7" x 39.5"

ITEM	REGION	PACK	KG (LBS)	FILTER PUMP	VOLTAGE	CARTRIDGE	LADDER
56442	Europe	1	67.1 (147.9)	58515 (3,596 L / 950 gal.)	220-240V	SAND FILTER	58330
56442	Asia, Africa & Latin America	1	65.6 (144.5)	58515 (3,596 L / 950 gal.)	220-240V	SAND FILTER	58335

Water Capacity (90%): 8,124 L (2,146 gal.)






4.12 m x 2.01 m x 1.22 m / 13'6" x 6'7" x 48"

ITEM	REGION	PACK	KG (LBS)	FILTER PUMP	VOLTAGE	CARTRIDGE	LADDER
56456	Europe	1	74.1 (163.4)	58383 (2,006 L / 530 gal.)	220-240 V	58094, Type: II	58331
56456	Asia, Africa & Latin America	1	71.9 (158.6)	58383 (2,006 L / 530 gal.)	220-240V	58094, Type: II	58336
56457	Europe	1	81.0 (178.6)	58515 (3,596 L / 950 gal.)	220-240V	SAND FILTER	58331
56457	Asia, Africa & Latin America	1	78.8 (173.6)	58515 (3,596 L / 950 gal.)	220-240V	SAND FILTER	58336








Water Capacity (90%): 11,532 L (3,046 gal.)

4.88 m x 2.44 m x 1.22 m / 16' x 8' x 48"

ITEM	REGION	PACK	KG (LBS)					
				FILTER PUMP	VOLTAGE	CARTRIDGE	COVER	LADDER
56671	Europe	1	102.4 (225.6)	58515 (3,596 L / 950 gal.)	220-240 V	SAND FILTER	✓	58331
56671	Asia, Africa & Latin America	1	99.6 (219.6)	58515 (3,596 L / 950 gal.)	220-240V	SAND FILTER	✓	58336






Water Capacity (90%): 14,812 L (3,913 gal.)

5.49 m x 2.74 m x 1.22 m / 18' x 9' x 48"

ITEM	REGION	PACK	KG (LBS)					
				FILTER PUMP	VOLTAGE	CARTRIDGE	COVER	LADDER
56466	Europe	1	111.8 (246.5)	58497 (6,056 L / 1,600 gal.)	220-240 V	SAND FILTER	✓	58331
56466	Asia, Africa & Latin America	1	109.3 (241.0)	58497 (6,056 L / 1,600 gal.)	220-240V	SAND FILTER	✓	58336

Water Capacity (90%): 19,281 L (5,094 gal.)

6.40 m x 2.74 m x 1.32 m / 21' x 9' x 52"

ITEM	REGION	PACK	KG (LBS)					
				FILTER PUMP	VOLTAGE	CARTRIDGE	COVER	LADDER
5612B	Europe	1 Ea., 2 boxes	139.5 (307.5)	58497 (6,056 L / 1,600 gal.)	220-240 V	SAND FILTER	✓	58332
5612B	Asia, Africa & Latin America	1 Ea., 2 boxes	137.5 (303.2)	58497 (6,056 L / 1,600 gal.)	220-240V	SAND FILTER	✓	58337





# STEEL PRO MAX™ SPLASHVIEW™


These pools offer both kids and parents a truly unique experience.

With built-in windows, kids can wave to onlookers while gliding by, and parents can easily keep an eye on them as they swim underwater!




## TECHNOLOGY HIGHLIGHTS - PRODUCT DESIGN

**ClickConnect™ Joints**  
Quick-click system and rust prevention



**Frosted Finish**  
Prevents pool liner from sticking in a hot environment



**Tritech®**  
3-layer puncture resistant liner material



## PRODUCT MATRIX - POOL RANGE


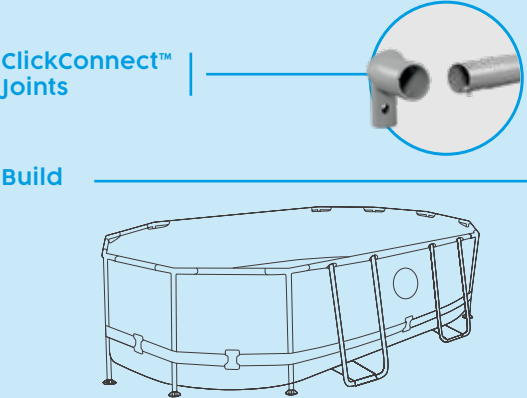
	4.27 m x 1.07 m - 14' x 42"	Steel Pro MAX™ Splashview™ Round Pool	Refer to International Catalog
	4.88 m x 1.22 m - 16' x 48"	Steel Pro MAX™ Splashview™ Round Pool	Refer to International Catalog
	4.27 m x 2.50 m x 1.00 m 14' x 8'2" x 39.5"	Steel Pro MAX™ Splashview™ Oval Pool	Refer to International Catalog
	4.88 m x 3.05 m x 1.07 m 16' x 10' x 42"	Steel Pro MAX™ Splashview™ Oval Pool	PG. 42
	5.49 m x 2.74 m x 1.22 m 18' x 9' x 48"	Steel Pro MAX™ Splashview™ Oval Pool	Refer to International Catalog
	4.88 m x 2.44 m x 1.22 m 16' x 8' x 48"	Steel Pro MAX™ Splashview™ Rectangular Pool	PG. 44



ABOVE GROUND POOLS

STEEL PRO MAX™

SPLASHVIEW™



Packaging: Sturdy Cardboard Box with Pictures



Water Capacity (90%): 10,949 L (2,893 gal.)

4.88 m x 3.05 m x 1.07 m / 16' x 10' x 42"

ITEM	REGION	PACK	KG (LBS)	FILTER PUMP	VOLTAGE	CARTRIDGE	COVER	LADDER
56946	Europe	1	76.0 (167.5)	58515 (3,596 L / 950 gal.)	220-240V	SAND FILTER	✓	58330
56946	Asia, Africa & Latin America	1	75.2 (165.7)	58515 (3,596 L / 950 gal.)	220-240V	SAND FILTER	✓	58335



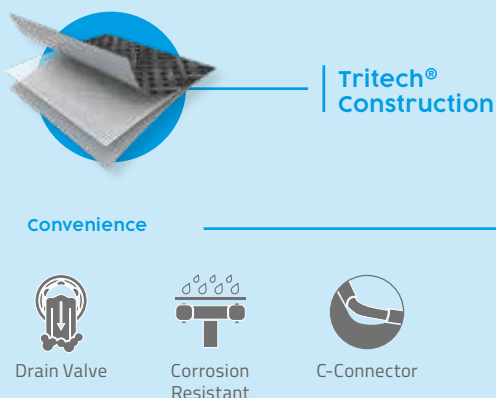
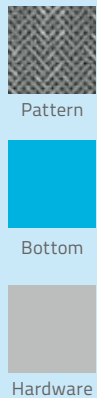
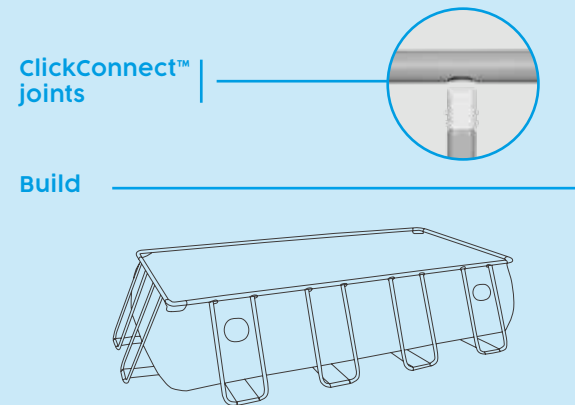
ABOVE GROUND POOLS

STEEL PRO MAX™

SPLASHVIEW™



Features & Technologies



Packaging: Sturdy Cardboard Box with Pictures


Water Capacity (90%): 11,532 L (3,046 gal.)

4.88 m x 2.44 m x 1.22 m / 16' x 8' x 48"

ITEM	REGION	PACK	KG (LBS)	FILTER PUMP	VOLTAGE	CARTRIDGE	COVER	LADDER
561MC	North America	1	96.1 (211.9)	58387 (3,028 L / 800 gal.)	110-120V	58012, Type: III - A/C	✓	58336
561MC	Oceania	1	96.1 (211.9)	58386 (3,028 L / 800 gal.)	220-240V	58094, Type: II	✓	58336
561MB	Europe	1	98.4 (217.0)	58386 (3,028 L / 800 gal.)	220-240V	58094, Type: II	✓	58331
561MB	Asia, Africa & Latin America	1	95.4 (210.4)	58386 (3,028 L / 800 gal.)	220-240V	58094, Type: II	✓	58336
561MC	Asia, Africa & Latin America	1	95.4 (210.4)	58387 (3,028 L / 800 gal.)	110-120V	58012, Type: III - A/C	✓	58336







# AGP ACCESSORIES

Bestway® offers a range of pool products that can handle cleaning, maintenance and mood. They help pool-owners enjoy their product for as long as possible.

**48** Swimfinity™

**50** Round Pool Dome

**51** Floor Protector



AGP ACCESSORIES

SWIMFINITY™

58517



SWIMFINITY™

SWIM FITNESS SYSTEM

ITEM	REGION	RATING	SIZE	REC. POOL LENGTH & DEPTH	PACK	KG (LBS)	PACKAGING
58517	Europe	220-240V~ (PRCD)	72 cm x 48 cm x 83.50 cm / 28.35" x 18.90" x 32.87"	L: 4.57 m / 15' D: 1.00 m / 39.5"	1	53.5 (118.0)	Sturdy Cardboard Box With Pictures

INTENSITY LEVEL	1	2	3	4	5	6	7	8
FLOW RATE (M/FT. PER MIN)	39.0 m 128.0 ft.	44.4 m 145.7 ft.	49.8 m 163.4 ft.	55.2 m 181.1 ft.	60.6 m 198.8 ft.	66.0 m 216.5 ft.	71.4 m 234.3 ft.	78.0 m 255.9 ft.

Take water workouts up a notch with the Swimfinity™ Swim Fitness System! Now, anyone can simulate swimming laps in any size pool. With the Swimfinity, water aerobics will never be the same!

- Main Features:
- Compatible with in-ground & above ground pools greater than 1.00 m (39.5") deep, 4.57 m (15') long & 2.44 m (8') in width
  - Digital LED display indicates distance, time and calories burned and provides illumination at night
  - 8 variable speeds - flow speeds range from 39 m/min. (128 ft./min.) to 78 m/min. (256 ft./min.)
  - Adjustable depth and water flow angle
  - Remote control with elastic band
  - Easy to set up; simple to operate
  - PRCD plug (current surge protector)
  - Output Voltage: ±12 V DC 35 A
  - Input Power: 1000 W





# ROUND POOL DOME 58612



- Main Features:
- Compatible with above ground pools up to 4.88 m (16') in diameter
  - UPF 50+ sun protection
  - 2 entry points & 8 large, transparent windows
  - Setup time: 30 min.
  - Full color box

ITEM	SIZE	CORRESPONDING POOL - FITS:	PACK	KG (LBS)
58612	6.00 m x 6.00 m x 2.95 m / 19'8" x 19'8" x 9'8"	Up to 4.88 m / 16'	1	20.4 (45.0)

# FLOOR PROTECTOR 58639



- Main Features:
- Product Coverage: 2.25 sq. m / 24.2 sq. ft.
  - Multiple packages may be needed to cover the desired area
  - Durable polyethylene
  - Provides added protection for pools or spas
  - Grey color allows differentiation from all the standard floor protectors and better matches with medium/high level pools
  - Shrink wrapped with insert card

ITEM	SIZE	CONTENT	COLORS	PACK	KG (LBS)
58639	50 cm x 50 cm / 20" x 20"	9 Pieces	●	30	22.8 (50.3)





# PORTABLE HOT TUBS

LAY-Z-SPA®

Nearly a decade of advanced engineering and innovations have built a global name that people know and trust. Lay-Z-Spa® offers an affordable hot tub experience that's convenient to use, easy to set up and offers total relaxation.

60

Lay-Z-Spa® Miami AirJet™  
4 Black

74

Lay-Z-Spa® Mauritius  
AirJet™ 7 Grey

91

Lay-Z-Spa® Glacial Dip™  
Ice Bath Tub

64

Lay-Z-Spa® Boracay AirJet™  
4 Blue Marble

80

Lay-Z-Spa® Helsinki  
AirJet Plus™ 7 Brown Barrel

92

Lay-Z-Spa® Glacial Dip™  
Ice Bath Tub

70

Lay-Z-Spa® Palm Springs  
AirJet™ 6 Sand

90

Lay-Z-Spa® Glacial Dip™  
Ice Bath Pod

















PRODUCT MATRIX:  
PORTABLE HOT TUBS RANGE

STANDARD SERIES

MAXHOLD™ SERIES

MAXHOLD™ SERIES

	<div>NEW</div>		<div>NEW</div>				
							
PRODUCT NAME	MIAMI AIRJET™ 4 DARK BLUE	MIAMI AIRJET™ 4 BLACK	MIAMI AIRJET™ 6 DARK GREEN	BORACAY AIRJET™ 4 BLUE MARBLE	HOLLYWOOD AIRJET™ 6 BLACK WAVES	HOLLYWOOD AIRJET™ 6 MARBLE	PALM SPRINGS AIRJET™ 6 SAND
ITEM NUMBER	6001C	6000I	6001D	60175	60059	6001F	60017
CAPACITY	2-4 PEOPLE	2-4 PEOPLE	4-6 PEOPLE	2-4 PEOPLE	4-6 PEOPLE	4-6 PEOPLE	4- 6 PEOPLE
MATERIAL	PVC & TRITECH®	PVC & TRITECH®	PVC & TRITECH®	PVC & TRITECH®	PVC & TRITECH®	PVC & TRITECH®	MAXHOLD™ & TRITECH®
PUMP TYPE	EXTERNAL	EXTERNAL	EXTERNAL	EXTERNAL	EXTERNAL	EXTERNAL	EXTERNAL
MASSAGE TECH	AIRJET™	AIRJET™	AIRJET™	AIRJET™	AIRJET™	AIRJET™	AIRJET™
INFLATED SIZE	1.80 M X 66 CM 71" X 26"	1.80 M X 66 CM 71" X 26"	1.96 M X 66 CM 77" X 26"	1.80 M X 66 CM 71" X 26"	1.96 M X 66 CM 77" X 26"	1.80 M X 1.80 M X 66 CM 71" X 71" X 26"	1.96 M X 71 CM 77" X 28"
WATER CAPACITY	669 L (177 GAL.)	669 L (177 GAL.)	908 L (240 GAL.)	669 L (177 GAL.)	908 L (240 GAL.)	778 L (205 GAL.)	916 L (242 GAL.)
ENERGYSENSE®	YES	N/A	YES	N/A	N/A	N/A	N/A
NUMBER OF AIRJETS	120	120	140	120	140	140	140
NUMBER OF WATER JETS	N/A	N/A	N/A	N/A	N/A	N/A	N/A
KEY FEATURES							
PAGE	Refer to International catalog	P. 60	Refer to International catalog	P. 64	Refer to International catalog	Refer to International catalog	P. 70

	<div>NEW</div>	<div>NEW GEN</div>	<div>NEW GEN</div>	<div>NEW GEN</div>	<div>NEW</div>	<div>NEW</div>	
							
PRODUCT NAME	HAWAII AIRJET™ 6 TERRACOTTA	HAWAII AIRJET™ 6 BLUE	BALI AIRJET™ 6 GREY RATTAN	BALI AIRJET™ 7 BROWN RATTAN	ROME AIRJET™ 6 BROWN MARBLE	ROME AIRJET™ 7 SAND MARBLE	MAURITIUS AIRJET™ 7 GREY
ITEM NUMBER	6001G	6001H	6001N	6001P	6001K	6001M	60067
CAPACITY	4-6 PEOPLE	4-6 PEOPLE	4-6 PEOPLE	5-7 PEOPLE	4-6 PEOPLE	5-7 PEOPLE	5-7 PEOPLE
MATERIAL	MAXHOLD™ & TRITECH®	MAXHOLD™ & TRITECH®	MAXHOLD™ & TRITECH®	MAXHOLD™ & TRITECH®	MAXHOLD™ & TRITECH®	MAXHOLD™ & TRITECH®	MAXHOLD™ & TRITECH®
PUMP TYPE	ULTRAFIT™	ULTRAFIT™	ULTRAFIT™	ULTRAFIT™	ULTRAFIT™	ULTRAFIT™	EXTERNAL
MASSAGE TECH	AIRJET™	AIRJET™	AIRJET™	AIRJET™	AIRJET™	AIRJET™	AIRJET™
INFLATED SIZE	1.96 M X 71 CM 77" X 28"	1.80 M X 1.80 M X 71 CM 71" X 71" X 28"	1.96 M X 71 CM 77" X 28"	2.16 M X 71 CM 85" X 28"	1.80 M X 1.80 M X 71 CM 71" X 71" X 28"	2.01 M X 2.01 M X 71 CM 79" X 79" X 28"	2.70 M X 1.80 M X 71 CM 8'11" X 71" X 28"
WATER CAPACITY	980 L (259 GAL.)	840 L (222 GAL.)	980 L (259 GAL.)	1,260 L (333 GAL.)	840 L (222 GAL.)	1,180 L (312 GAL.)	1,370 L (362 GAL.)
ENERGYSENSE®	YES	YES	YES	YES	YES	YES	N/A
NUMBER OF AIRJETS	140	140	140	180	140	180	180
NUMBER OF WATER JETS	N/A	N/A	N/A	N/A	N/A	N/A	N/A
KEY FEATURES							
PAGE	Refer to International catalog	Refer to International catalog	Refer to International catalog	Refer to International catalog	Refer to International catalog	Refer to International catalog	P. 74

FEATURES KEY:

 SMARTPHONE APP

 LED LIGHTS

 ENERGYSENSE®

 PILLOW

 INTEGRATED NOZZLES

 FREEZE SHIELD®

 FOOT MASSAGE

 INTEGRATED SEATS

































 INTEGRATED PUMP



PRODUCT MATRIX:  
PORTABLE HOT TUBS RANGE

MAXHOLD™ SERIES




















PRODUCT NAME	DOMINICA HYDROJET™ 6 BROWN	CABO HYDROJET™ 6 BROWN RATTAN	SANTORINI HYDROJET PRO™ 7 GREY	MALDIVES HYDROJET PRO™ 7 BURGUNDY	SAN FRANCISCO HYDROJET PRO™ 7 GREY MARBLE
ITEM NUMBER	600IS	600IR	600IT	600IU	600IQ
CAPACITY	4-6 PEOPLE	4-6 PEOPLE	5-7 PEOPLE	5-7 PEOPLE	5-7 PEOPLE
MATERIAL	MAXHOLD™ & TRITECH®	MAXHOLD™ & TRITECH®	MAXHOLD™ & TRITECH®	MAXHOLD™ & TRITECH®	MAXHOLD™ & TRITECH®
PUMP TYPE	EXTERNAL	EXTERNAL	EXTERNAL	EXTERNAL	EXTERNAL
MASSAGE TECH	HYDROJET™	HYDROJET™	HYDROJET PRO™	HYDROJET PRO™	HYDROJET PRO™
INFLATED SIZE	1.96 M X 71 CM 77" X 28"	1.80 M X 1.80 M X 71 CM 71" X 71" X 28"	2.16 M X 80 CM 85" X 31.5"	2.01 M X 2.01 M X 80 CM 79" X 79" X 31.5"	2.30 M X 2.30 M X 71 CM 90.5" X 90.5" X 28"
WATER CAPACITY	810 L (214 GAL.)	795 L (210 GAL.)	1,190 L (314 GAL.)	1,050 L (277 GAL.)	1,180 L (312 GAL.)
ENERGYSENSE®	YES	YES	YES	YES	YES
NUMBER OF AIRJETS	140	140	180	180	180
NUMBER OF WATER JETS	4	4	10	10	10
KEY FEATURES	   	   	       	       	       
PAGE	Refer to International catalog	Refer to International catalog	Refer to International catalog	Refer to International catalog	Refer to International catalog

THERMACORE™ SERIES

FORTIFIBER™ SERIES



PRODUCT NAME	CARRARA AIRJET™ 6 GREY STONE	TORONTO AIRJET™ 7 BROWN WOOD	HELSINKI AIRJET PLUS™ 7 BROWN BARREL
ITEM NUMBER	600IV	600IW	60025
CAPACITY	4-6 PEOPLE	5-7 PEOPLE	5-7 PEOPLE
MATERIAL	RIGID FOAM PANELS + TRITECH® COVER	RIGID FOAM PANELS + TRITECH® COVER	FORTIFIBER™
PUMP TYPE	ULTRAFIT™	ULTRAFIT™	EXTERNAL
MASSAGE TECH	AIRJET™	AIRJET™	AIRJET PLUS™
INFLATED SIZE	1.70 M X 65 CM 67" X 25.5"	1.90 M X 70 CM 75" X 27.5"	1.80 M X 66 CM 71" X 26"
WATER CAPACITY	850 L (225 GAL.)	1,250 L (331 GAL.)	1,123 L (297 GAL.)
ENERGYSENSE®	YES	YES	N/A
NUMBER OF AIRJETS	140	180	180
NUMBER OF WATER JETS	N/A	N/A	N/A
KEY FEATURES	     	       	  
PAGE	Refer to International catalog	Refer to International catalog	P. 80

FEATURES  
KEY:



SMARTPHONE APP



FREEZE SHIELD®



LED LIGHTS



FOOT MASSAGE



ENERGYSENSE®



INTEGRATED SEATS



PILLOW



INTEGRATED PUMP



INTEGRATED NOZZLES





# STANDARD SERIES

LAY-Z-SPA.

## PVC CONSTRUCTION

### ESSENTIAL STRENGTH AND COMFORT

The internal construction of these hot tubs is designed to offer superior structural stability while still maintaining a comfortable surface.





# LAY-Z-SPA®

## MIAMI AIRJET™ 4 BLACK

### 60001



#### HIGHLIGHTS



FREEZE SHIELD®  
TECHNOLOGY



CAPACITY  
2-4  
PEOPLE

#### Main Features:


- Soothing AirJet™ bubble massage system (120 jets)
- Ultra-strong Tritech® walls are stress-tested to offer durability
- Freeze Shield® automatic heating prevents water from freezing & damaging the spa
- Program the spa heater up to 40 days in advance for future use
- ChemConnect® dispenser provides a stable level of chlorine throughout the spa
- Power-saving, timer-controlled heating system
- Digital control panel & spa pump with integrated filtration system includes cup holders and is accessible from inside the spa
- Reinforced cover with safety lock clips

#### Contents:

1 spa, 1 pool cover, 1 spa pump, 1 filter cartridge (VI),  
1 ChemConnect® dispenser, 1 repair patch, AirJet™ system



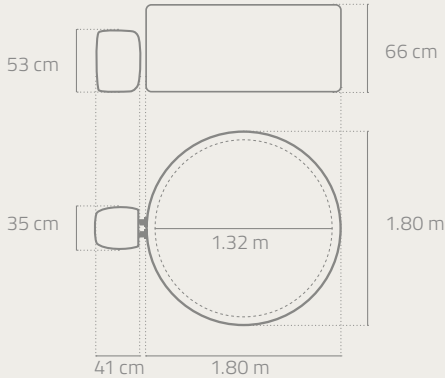
Filter  
Cartridge



ChemConnect®



Tritech®  
Exterior Cover





SPA FEATURES



WARM AIR



POWER  
SAVING TIMER



NO TOOLS  
REQUIRED




MAX TEMP  
40°C (104°F)

40 °C



GROUND FAULT  
DETECTION SYSTEM

\* MOST SPAS HAVE GROUND  
FAULT DETECTION SYSTEM (GDS).



TRITECH®  
WALL &  
TOP RING

The outer surface of this spa is constructed with premium Tritech® material, providing superior durability, stretch resistance and structural stability.




AIRJET™ MASSAGE SYSTEM

Soothe your body and relax your mind with the touch of a button! The Airjets work by releasing warm air into the water, surrounding you with a calming bubble massage.



FREEZE SHIELD® TECHNOLOGY

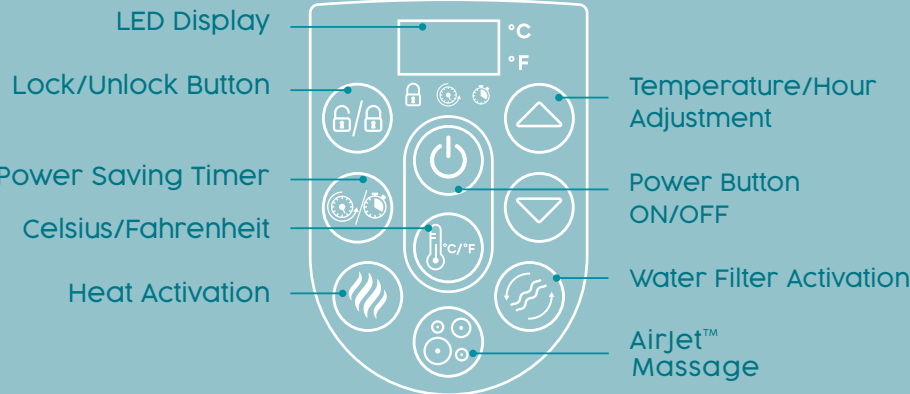
These spas have built-in sensors so water temperature never falls below your comfort level. Freeze Shield automatically increases water circulation when temperatures are low to prevent inner parts from becoming damaged.



SPECIFICATIONS

ITEM NUMBER	60001
WATER CAPACITY	669 L (177 GAL.)
INFLATED SIZE	1.80 M X 66 CM (71" X 26")
INNER SIZE	1.32 M (52")
FILLED WEIGHT	696 KG (1,534 LBS)
RATING	220-240V- 50HZ, 2050W AT 20°C (68°F)
ACTUAL WATER FLOW	1,325 L/H (350 GAL./H)
HEATING SYSTEM	APPROX. 1.5-2.0°C/H (3-4°F/H)
CERTIFICATION	CE/GS
PACK/GROSS WEIGHT	1 EA., 33.93 KG (74.80 LBS)

DIGITAL CONTROL PANEL



PACKAGING

Packaging: Full Color Box





# LAY-Z-SPA®

## BORACAY AIRJET™

### 4 BLUE MARBLE

### 60175



#### HIGHLIGHTS



FREEZE SHIELD®  
TECHNOLOGY



CAPACITY  
2-4  
PEOPLE



SMARTPHONE  
APP

#### Main Features:

- Soothing AirJet™ bubble massage system (120 jets)
- Ultra-strong Tritech® walls are stress-tested to offer durability
- Freeze Shield® automatic heating prevents water from freezing & damaging the spa
- Program the spa heater up to 40 days in advance for future use
- Built-in Wi-Fi module, spa can be controlled through a phone app
- ChemConnect® dispenser provides a stable level of chlorine throughout the spa
- Power-saving, timer-controlled heating system
- Digital control panel & spa pump with integrated filtration system includes cup holders and is accessible from inside the spa
- Reinforced cover with safety lock clips

#### Contents:

1 spa, 1 pool cover, 1 spa pump, 1 filter cartridge (VI), 1 ChemConnect® dispenser, 1 repair patch, AirJet™ system



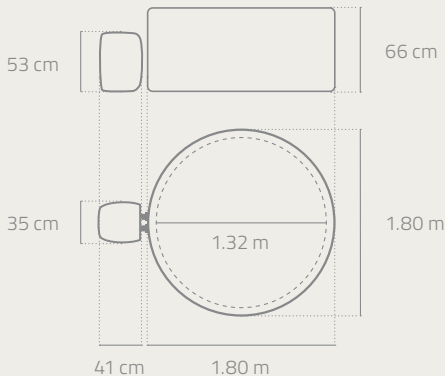
Filter  
Cartridge



ChemConnect®



Tritech®  
Exterior Cover





SPA FEATURES



WARM AIR



POWER  
SAVING TIMER



NO TOOLS  
REQUIRED



MAX TEMP  
40°C (104°F)

40 °C



GROUND FAULT  
DETECTION SYSTEM

\* MOST SPAS HAVE GROUND  
FAULT DETECTION SYSTEM (GDS).



TRITECH®  
WALL &  
TOP RING

The outer surface of this spa is constructed with premium Tritech® material, providing superior durability, stretch resistance and structural stability.



AIRJET™ MASSAGE SYSTEM

Soothe your body and relax your mind with the touch of a button! The Airjets work by releasing warm air into the water, surrounding you with a calming bubble massage.



FREEZE SHIELD® TECHNOLOGY

These spas have built-in sensors so water temperature never falls below your comfort level. Freeze Shield automatically increases water circulation when temperatures are low to prevent inner parts from becoming damaged.




BESTWAY SMARTPHONE APP

This innovation makes the Lay-Z-Spa compatible with smart devices. The hot tub Control section of the app lets users set their hot tub to the perfect temperature. They can also activate the Power-Saving Timer, the water filter, and the AirJet massage system with the touch of a button!



2025

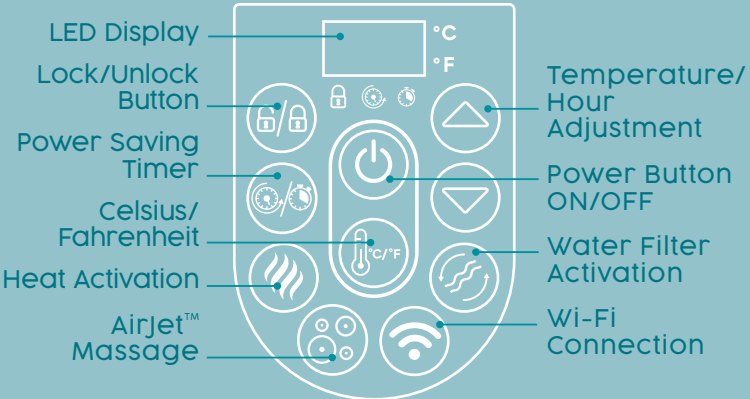
PORTABLE HOT TUBS



SPECIFICATIONS

ITEM NUMBER	60175
WATER CAPACITY	669 L (177 GAL.)
INFLATED SIZE	1.80 M X 66 CM (71" X 26")
INNER SIZE	1.32 M (52")
FILLED WEIGHT	696 KG (1,534 LBS)
RATING	220-240V- 50HZ, 2050W AT 20°C (68°F)
ACTUAL WATER FLOW	1,325 L/H (350 GAL./H)
HEATING SYSTEM	APPROX. 1.5-2.0°C/H (3-4°F/H)
CERTIFICATION	CE/GS
PACK/GROSS WEIGHT	1 EA., 33.93 KG (74.80 LBS)

DIGITAL CONTROL PANEL



PACKAGING

Packaging: Full Color Box



67

66





# MAXHOLD™ SERIES

LAY-Z-SPA®

## MAXHOLD™ CONSTRUCTION

### PREMIUM AIR RETENTION

MaxHold™ fabric internal beams prevent stretching and air loss, ensuring the hot tub consistently maintains its shape even with repeated inflation and deflation.





# LAY-Z-SPA®

## PALM SPRINGS AIRJET™

### 6 SAND

### 60017



#### HIGHLIGHTS



FREEZE SHIELD®  
TECHNOLOGY



CAPACITY  
4-6  
PEOPLE

#### Main Features:


- Soothing AirJet™ bubble massage system (140 jets)
- Ultra-strong Tritech® walls are stress tested to offer durability
- MaxHold™ fabric internal beams provide superior air pressure retention, stability and lightweight portability
- Freeze Shield® automatic heating prevents water from freezing & damaging the spa
- Program the spa heater up to 40 days in advance for future use
- ChemConnect® dispenser provides a stable level of chlorine throughout the spa
- Power-saving, timer-controlled heating system
- Digital control panel & spa pump with integrated filtration system includes cup holders and is accessible from inside the spa
- Reinforced cover with safety lock clips

#### Contents:

1 spa, 1 pool cover, 1 spa pump, 1 ChemConnect® dispenser, 1 filter cartridge (VI), 1 repair patch , AirJet™ system



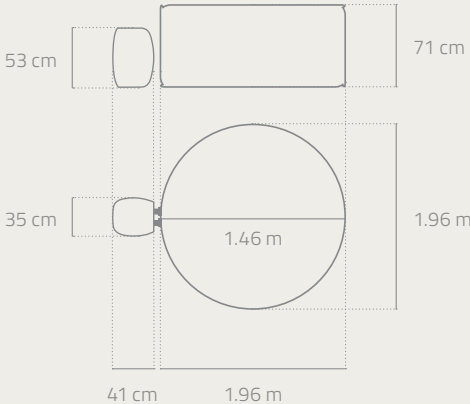
Filter  
Cartridge



ChemConnect®



Tritech®  
Exterior Cover





SPA FEATURES



WARM AIR



POWER  
SAVING TIMER



NO TOOLS  
REQUIRED




MAX TEMP  
40°C (104°F)



GROUND FAULT  
DETECTION SYSTEM

\* MOST SPAS HAVE GROUND  
FAULT DETECTION SYSTEM (GDS).



TRITECH®  
WALL & TOP RING

The outer surface of this spa is constructed with premium Tritech® material, providing superior durability, stretch resistance and structural stability.



MAXHOLD™ BEAMS

MaxHold™ internal beams maintain their shape over time, enabling the spa to hold its intended pressure and sturdiness. Made from a durable fabric material rather than PVC, they set the standard for internal stretch-resistance in the spa market.



AIRJET™ MASSAGE SYSTEM

Soothe your body and relax your mind with the touch of a button! The Airjets work by releasing warm air into the water, surrounding you with a calming bubble massage.



FREEZE SHIELD® TECHNOLOGY

These spas have built-in sensors so water temperature never falls below your comfort level. Freeze Shield automatically increases water circulation when temperatures are low to prevent inner parts from becoming damaged.



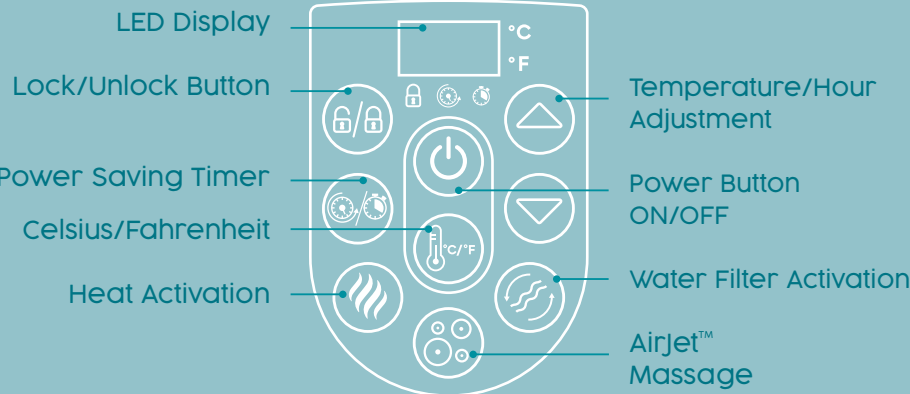
PORTABLE HOT TUBS



SPECIFICATIONS

ITEM NUMBER	60017
WATER CAPACITY	916 L (242 GAL.)
INFLATED SIZE	1.96 M X 71 CM (77" X 28")
INNER SIZE	1.46 M (57")
FILLED WEIGHT	947 KG (2,088 LBS)
RATING	220-240V- 50HZ, 2050W AT 20°C (68°F)
ACTUAL WATER FLOW	1,325 L/H (350 GAL./H)
HEATING SYSTEM	APPROX. 1.5 - 2.0°C/H (3-4°F/H)
CERTIFICATION	CE/GS
PACK/GROSS WEIGHT	1 EA., 38.50 KG (84.88 LBS)

DIGITAL CONTROL PANEL



PACKAGING

Packaging: Full Color Box





LAY-Z-SPA®  
MAURITIUS AIRJET™ 7 GREY  
60067



HIGHLIGHTS



FREEZE SHIELD®  
TECHNOLOGY



CAPACITY  
5-7  
PEOPLE



SMARTPHONE  
APP

Main Features:

- Soothing AirJet™ bubble massage system (180 jets)
- Ultra-strong Tritech® walls are stress tested to offer durability
- MaxHold™ fabric internal beams provide superior air pressure retention, stability and lightweight portability
- Freeze Shield® automatic heating prevents water from freezing & damaging the spa
- Program the spa heater up to 40 days in advance for future use
- Built-in Wi-Fi module, spa can be controlled through a phone app
- ChemConnect® dispenser provides a stable level of chlorine throughout the spa
- Power-saving, timer-controlled heating system
- Digital control panel & spa pump with integrated filtration system includes two cup holders and is accessible from inside the spa
- Reinforced cover with safety lock clips

Contents:

1 spa, 1 pool cover, 1 spa pump, 1 ChemConnect® dispenser, 1 filter cartridge (VI), 1 repair patch, AirJet™ system



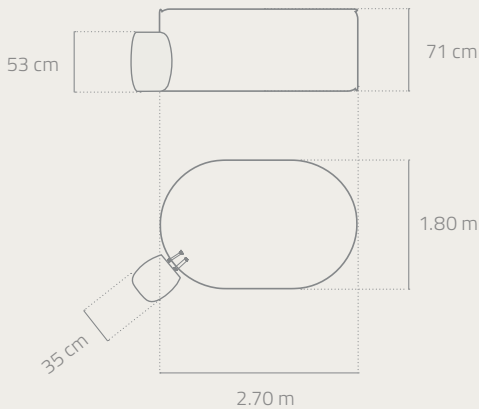
Filter  
Cartridge



ChemConnect®



Tritech®  
Exterior Cover



WOODEN  
EMBOSSING



SPA FEATURES



WARM AIR



POWER  
SAVING TIMER



NO TOOLS  
REQUIRED




MAX TEMP  
40°C (104°F)

40 °C



GROUND FAULT  
DETECTION SYSTEM

\* MOST SPAS HAVE GROUND  
FAULT DETECTION SYSTEM (GDS).



TRITECH®  
WALL & TOP RING

The outer surface of this spa is constructed with premium Tritech® material, providing superior durability, stretch resistance and structural stability.



MAXHOLD™ BEAMS

MaxHold™ internal beams maintain their shape over time, enabling the spa to hold its intended pressure and sturdiness. Made from a durable fabric material rather than PVC, they set the standard for internal stretch-resistance in the spa market.



AIRJET™ MASSAGE SYSTEM

Soothe your body and relax your mind with the touch of a button! The Airjets work by releasing warm air into the water, surrounding you with a calming bubble massage.



FREEZE SHIELD® TECHNOLOGY

These spas have built-in sensors so water temperature never falls below your comfort level. Freeze Shield automatically increases water circulation when temperatures are low to prevent inner parts from becoming damaged.



BESTWAY SMARTPHONE APP

This innovation makes the Lay-Z-Spa compatible with smart devices. The hot tub Control section of the app lets users set their hot tub to the perfect temperature. They can also activate the Power-Saving Timer, the water filter, and the AirJet massage system with the touch of a button!



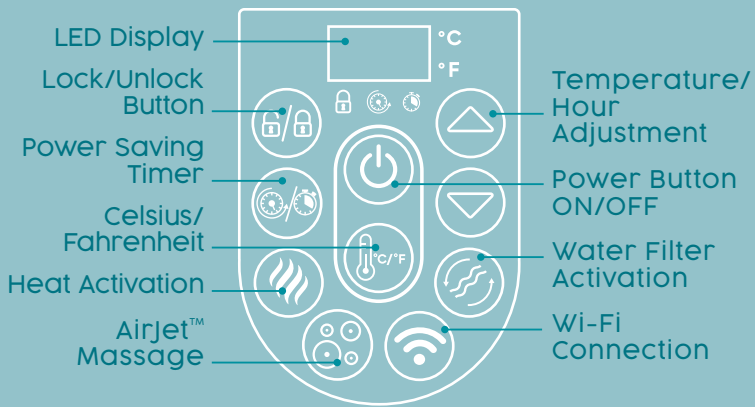
2025

PORTABLE HOT TUBS

SPECIFICATIONS

ITEM NUMBER	60067
WATER CAPACITY	1,370 L (362 GAL.)
INFLATED SIZE	2.70 M X 1.80 M X 71 CM (8'11" X 71" X 28")
INNER SIZE	2.20 M X 1.30 M (7'3" X 51")
FILLED WEIGHT	1,408 KG (3,103 LBS)
RATING	220-240V- 50HZ, 2050W AT 20°C (68°F)
ACTUAL WATER FLOW	1,325 L/H (350 GAL./H)
HEATING SYSTEM	APPROX. 1.0 - 1.5°C/H (2-3°F/H)
CERTIFICATION	CE/GS
PACK/GROSS WEIGHT	1 EA., 46.30 KG (102.07 LBS)

DIGITAL CONTROL PANEL



PACKAGING

Packaging: Full Color Box








# FORTIFIBER™ SERIES

LAY-Z-SPA®

## DROP STITCH CONSTRUCTION

Inflated walls made from FortiFiber™ material provide unparalleled strength. Thousands of fine threads securely connect the sidewalls, which seal in air to create a rigid and sturdy hot tub. Not only great for durability, but this also makes the hot tub more spacious on the inside.





# LAY-Z-SPA®

## HELSINKI AIRJET PLUS™ 7

### BROWN BARREL

#### 60025



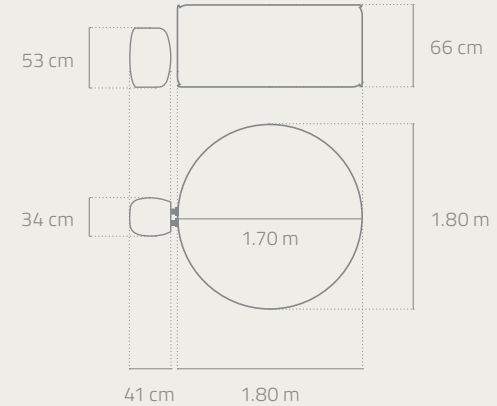

#### HIGHLIGHTS



- Main Features:**
- Soothing AirJet Plus™ bubble massage system (180 jets)
  - Walls are made of FortiFiber™ material, providing a strong and durable hard-sided spa
  - Freeze Shield® automatic heating prevents water from freezing & damaging the spa
  - Program the spa heater up to 40 days in advance for future use
  - Built-in Wi-Fi module, spa can be controlled through a phone app
  - ChemConnect® dispenser provides a stable level of chlorine throughout the spa
  - Power-saving, timer-controlled heating system
  - Digital control panel & spa pump with integrated filtration system includes cup holders and is accessible from inside the spa
  - Reinforced cover with safety lock clips

**Contents:**

1 spa, 1 pool cover, 1 spa pump, 1 filter cartridge (VI), 1 ChemConnect® dispenser, 1 high pressure hand pump, 1 repair patch, AirJet Plus™ system





SPA FEATURES



WARM AIR



POWER  
SAVING TIMER



NO TOOLS  
REQUIRED




MAX TEMP  
40°C (104°F)

40 °C



GROUND FAULT  
DETECTION SYSTEM

\* MOST SPAS HAVE GROUND  
FAULT DETECTION SYSTEM (GDS).



FORTIFIBER™ MATERIAL  
DROP STITCH  
STRENGTH & DURABILITY

The FortiFiber™ walls are constructed using thousands of fine threads to securely connect the internal walls, seal in air, and provide lightweight rigidity that is similar to a hard-sided spa.



AIRJET MASSAGE SYSTEM

Soothe your body and relax your mind with the touch of a button! The Airjets work by releasing warm air into the water, surrounding you with a calming bubble massage.



FREEZE SHIELD® TECHNOLOGY

These spas have built-in sensors so water temperature never falls below your comfort level. Freeze Shield automatically increases water circulation when temperatures are low to prevent inner parts from becoming damaged.



BESTWAY SMARTPHONE APP

This innovation makes the Lay-Z-Spa compatible with smart devices. The hot tub Control section of the app lets users set their hot tub to the perfect temperature. They can also activate the Power-Saving Timer, the water filter, and the AirJet massage system with the touch of a button!



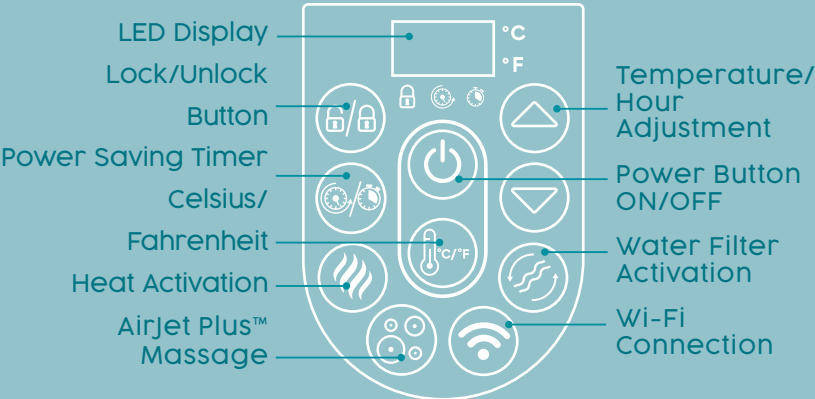
2025  
PORTABLE HOT TUBS



SPECIFICATIONS

ITEM NUMBER	60025
WATER CAPACITY	1,123 L (297 GAL.)
INFLATED SIZE	1.80 M X 66 CM (71" X 26")
INNER SIZE	1.70 M (67")
FILLED WEIGHT	1,155 KG (2,548 LBS)
RATING	220-240V- 50HZ, 2050W AT 20°C (68°F)
ACTUAL WATER FLOW	1,325 L/H (350 GAL./H)
HEATING SYSTEM	APPROX. 1.0-1.5°C/H (2-3°F/H)
CERTIFICATION	CE/GS
PACK/GROSS WEIGHT	1 EA., 40.13 KG (88.47 LBS)

DIGITAL CONTROL PANEL



PACKAGING

Packaging: Full Color Box





TECHNICAL  
FEATURES & ACCESSORY  
COMPATIBILITY



LAY-Z-SPA® ACCESSORIES		60340 LAY-Z-SPA® HYDROGENIC™ 0.5 G/H SALTWATER CHLORINATOR	60337 LAY-Z-SPA® 4-IN-1 ACCESSORY TRAY	60327 LAY-Z-SPA® RECHARGEABLE UNDERWATER VACUUM	60323 LAY-Z-SPA® UNDERWATER VACUUM	60321 LAY-Z-SPA® SEAT	60322 LAY-Z-SPA® SOOTHING LED WATERFALL		60304 LAY-Z-SPA® CANOPY	60305 LAY-Z-SPA® DOME	60306 LAY-Z-SPA® DRINK HOLDER	60307 LAY-Z-SPA® PILLOW	60316 LAY-Z-SPA® PADDED PILLOW	60310 LAY-Z-SPA® ALL IN ONE SPA TOOL SET	60334 LAY-Z-SPA® FLOOR PROTECTOR	60311 LAY-Z-SPA® FILTER CARTRIDGE (VI)
AIRJET™	6001C MIAMI AIRJET™ 4 DARK BLUE	▪	▪	▪	▪	▪	▪		▪	▪	▪	▪	▪	▪	▪	▪
	60001 MIAMI AIRJET™ 4 BLACK	▪	▪	▪	▪	▪	▪		▪	▪	▪	▪	▪	▪	▪	▪
	60175 BORACAY AIRJET™ 4 BLUE MARBLE	▪	▪	▪	▪	▪	▪		▪	▪	▪	▪	▪	▪	▪	▪
	6001D MIAMI AIRJET™ 6 DARK GREEN	▪	▪	▪	▪	▪	▪		▪	▪	▪	▪	▪	▪	▪	▪
	60059 HOLLYWOOD AIRJET™ 6 BLACK WAVES	▪	▪	▪	▪	▪	▪		▪	▪	▪	▪	▪	▪	▪	▪
	6001F HOLLYWOOD AIRJET™ 6 MARBLE	▪	▪	▪	▪	▪	▪		▪	▪	▪	▪	▪	▪	▪	▪
	6001H HAWAII AIRJET™ 6 BLUE	▪	▪	▪	▪	▪	▪		▪	▪	▪	▪	▪	▪	▪	▪
	6001K ROME AIRJET™ 6 BROWN MARBLE	▪	▪	▪	▪	▪	▪		▪	▪	▪	▪	▪	▪	▪	▪
	60017 PALM SPRINGS AIRJET™ 6 SAND	▪	▪	▪	▪	▪	▪		▪	▪	▪	▪	▪	▪	▪	▪
	6001N BALI AIRJET™ 6 GREY RATTAN	▪	▪	▪	▪	▪	▪		NO	▪	▪	▪	▪	▪	▪	▪
	6001G HAWAII AIRJET™ 6 TERRACOTTA	▪	▪	▪	▪	▪	▪		NO	▪	▪	▪	▪	▪	▪	▪
	6001M ROME AIRJET™ 7 SAND MARBLE	▪	▪	▪	▪	▪	▪		▪	▪	▪	▪	▪	▪	X2	▪
	6001P BALI AIRJET™ 7 BROWN RATTAN	▪	▪	▪	▪	▪	▪		NO	▪	▪	▪	▪	▪	X2	▪
	60067 MAURITIUS AIRJET™ 7 GREY	▪	▪	▪	▪	▪	▪		▪	▪	▪	▪	▪	▪	X2	▪
	6001W TORONTO AIRJET™ 7 BROWN WOOD	▪	▪	▪	▪	▪	▪		▪	▪	NO	NO	▪	▪	▪	▪
	6001V CARRARA AIRJET™ 6 GREY STONE	▪	▪	▪	▪	▪	▪		NO	▪	NO	NO	▪	▪	▪	▪
	60025 HELSINKI AIRJET PLUS™ 7 BROWN BARREL	▪	▪	▪	▪	▪	▪		▪	▪	NO	NO	▪	▪	▪	▪
HYDROJET™	6001S DOMINICA HYDROJET™ 6 BROWN	▪	▪	▪	NO	▪	NO		▪	▪	▪	▪	▪	▪	▪	▪
	6001R CABO HYDROJET™ 6 BROWN RATTAN	▪	▪	▪	NO	▪	NO		▪	▪	▪	▪	▪	▪	▪	▪
HYDROJET PRO™	6001T SANTORINI HYDROJET PRO™ 7 GREY	▪	▪	▪	NO	▪	NO		▪	▪	▪	▪	▪	▪	X2	▪
	6001U MALDIVES HYDROJET PRO™ 7 BURGUNDY	▪	▪	▪	NO	▪	NO		▪	▪	▪	▪	▪	▪	X2	▪
	6001Q SAN FRANCISCO HYDROJET PRO™ 7 GREY MARBLE	▪	▪	▪	NO	▪	NO		▪	▪	▪	▪	▪	▪	X2	▪



THERMAL COVER  
COMPATIBILITY



LAY-Z-SPA® THERMAL COVER		60317 1.80 M X 66 CM 71" X 26"	60318 1.96 M X 71 CM 77" X 28"	60326 2.16 M X 80 CM 85" X 31.5"		60331 2.36 M X 71 CM 93" X 28"	60319 1.80 M X 1.80 M X 71 CM 71" X 71" X 28"	60332 2.01 M X 2.01 M X 80 CM 79" X 79" X 31.5"	60333 2.30 M X 2.30 M X 71 CM 90.5" X 90.5" X 28"
AIRJET™	6001C MIAMI AIRJET™ 4 DARK BLUE	▪	NO	NO		NO	NO	NO	NO
	60001 MIAMI AIRJET™ 4 BLACK	▪	NO	NO		NO	NO	NO	NO
	60175 BORACAY AIRJET™ 4 BLUE MARBLE	▪	NO	NO		NO	NO	NO	NO
	6001D MIAMI AIRJET™ 6 DARK GREEN	NO	▪	NO		NO	NO	NO	NO
	60059 HOLLYWOOD AIRJET™ 6 BLACK WAVES	NO	▪	NO		NO	NO	NO	NO
	6001F HOLLYWOOD AIRJET™ 6 MARBLE	NO	NO	NO		NO	▪	NO	NO
	6001H HAWAII AIRJET™ 6 BLUE	NO	NO	NO		NO	▪	NO	NO
	6001K ROME AIRJET™ 6 BROWN MARBLE	NO	NO	NO		NO	▪	NO	NO
	60017 PALM SPRINGS AIRJET™ 6 SAND	NO	▪	NO		NO	NO	NO	NO
	6001N BALI AIRJET™ 6 GREY RATTAN	NO	▪	NO		NO	NO	NO	NO
	6001G HAWAII AIRJET™ 6 TERRACOTTA	NO	▪	NO		NO	NO	NO	NO
	6001M ROME AIRJET™ 7 SAND MARBLE	NO	NO	NO		NO	NO	▪	NO
	6001P BALI AIRJET™ 7 BROWN RATTAN	NO	NO	▪		NO	NO	NO	NO
	60067 MAURITIUS AIRJET™ 7 GREY	NO	NO	NO		NO	NO	NO	NO
	6001W TORONTO AIRJET™ 7 BROWN WOOD	NO	NO	NO		NO	NO	NO	NO
	6001V CARRARA AIRJET™ 6 GREY STONE	NO	NO	NO		NO	NO	NO	NO
	60025 HELSINKI AIRJET PLUS™ 7 BROWN BARREL	▪	NO	NO		NO	NO	NO	NO
HYDROJET™	6001S DOMINICA HYDROJET™ 6 BROWN	NO	▪	NO		NO	NO	NO	NO
	6001R CABO HYDROJET™ 6 BROWN RATTAN	NO	NO	NO		NO	▪	NO	NO
HYDROJET PRO™	6001T SANTORINI HYDROJET PRO™ 7 GREY	NO	NO	▪		NO	NO	NO	NO
	6001U MALDIVES HYDROJET PRO™ 7 BURGUNDY	NO	NO	NO		NO	NO	▪	NO
	6001Q SAN FRANCISCO HYDROJET PRO™ 7 GREY MARBLE	NO	NO	NO		NO	NO	NO	▪



# ICE BATHS

## RESTORE, REJUVENATE, RECHARGE

Dip your toes into the world of cold plunging. Invigorate your senses, relax your mind and refresh your body in the icy water.



### TRITECH®

The outer surface is constructed with premium Tritech® material, providing superior durability, stretch resistance and structural stability.



### CLICKCONNECT™ JOINTS

Corrosion-resistant frame connectors are easy to set up and protect the frame from damage.



### FORTIFIBER™


The FortiFiber™ walls are constructed using thousands of fine threads to securely connect the internal walls, seal in air, and provide lightweight rigidity.



### POLAR-SHIELD™

Polar-Shield™ weather defense prevents liner from freezing or cracking in cold temperatures.

## PRODUCT MATRIX: ICE BATH RANGE



PRODUCT NAME	GLACIAL DIP™ ICE BATH POD	GLACIAL DIP™ ICE BATH TUB	GLACIAL DIP™ ICE BATH TUB
ITEM NUMBER	6002K	6002N	6002Q
SIZE	90 CM X 80 CM 35.5" X 31.5"	1.50 M X 90 CM X 65 CM 59" X 35.5" X 25.5"	1.52 M X 92 CM X 71 CM 60" X 36" X 28"
WATER CAPACITY	253 L (67 GAL.)	431 L (114 GAL.)	420 L (111 GAL.)
CAPACITY	1	2	1
CONSTRUCTION	TRITECH® WALLS AND STEEL FRAME STRUCTURE	TRITECH® WALLS AND STEEL FRAME STRUCTURE	FORTIFIBER™ DROP STITCH
FILTER PUMP	1,249 L/H (330 GAL./H)	1,249 L/H (330 GAL./H)	1,249 L/H (330 GAL./H)
POLAR-SHIELD™	YES	YES	YES
TOP LID	YES	YES	YES
DRAINING FUNCTION	DRAIN VALVE	DRAIN VALVE	DRAIN VALVE AND PIPE
PAGE	P. 90	P. 91	P. 92



LAY-Z-SPA®  
GLACIAL DIP™  
ICE BATH POD  
6002K



HIGHLIGHTS



CAPACITY  
1 PERSON



POLAR-SHIELD™



NO TOOLS  
REQUIRED

LAY-Z-SPA®  
GLACIAL DIP™  
ICE BATH TUB  
6002N



HIGHLIGHTS



CAPACITY  
2 PEOPLE



POLAR-SHIELD™



NO TOOLS  
REQUIRED

Main Features:

- Tritech® puncture-resistant sidewalls are reliable against weight, strain and movement
- Polar-Shield™ weather defense prevents liner from freezing or cracking in cold temperatures
- Corrosion-resistant galvanized steel frame with frosted finish
- Setup takes 20 minutes with 1-2 people
- Standard cover with rope fastener
- Pump's water flow rate (pump capacity): 1,249 L/h (330 gal./h; 1.0 m³/h) Integrated pool system water flow rate (system flow rate): 1,060 L/h (280 gal./h; 1.0 m³/h)
- Drain valve



Filter Cartridge



Filter Pump

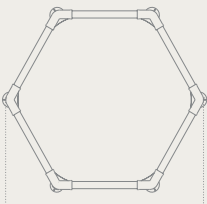
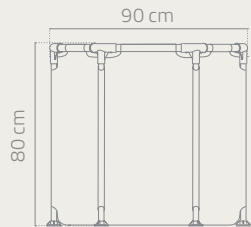


PVC Cover

Contents:

1 ice bath, 1 filter pump, 1 filter cartridge, 1 cover, repair patch

ITEM NUMBER	6002K
WATER CAPACITY (75%)	253 L (67 GAL.)
SIZE	90 CM X 80 CM / 35.5" X 31.5"
DEPTH	60 CM / 23.5"
FILLED WEIGHT	259 KG (571 LBS)
WATER FLOW RATE	1,249 L/H (330 GAL./H; 1.0 M³/H)
CERTIFICATION	CE/GS
PACK/GROSS WEIGHT	1 EA., 9 KG (19.86 LBS)



Main Features:

- Tritech® puncture-resistant sidewalls are reliable against weight, strain and movement
- Polar-Shield™ weather defense prevents liner from freezing or cracking in cold temperatures
- Corrosion-resistant galvanized steel frame with frosted finish
- Setup takes 30 minutes with 1-2 people
- Standard cover with rope fastener
- Pump's water flow rate (pump capacity): 1,249 L/h (330 gal./h; 1.0 m³/h) Integrated pool system water flow rate (system flow rate): 1,060 L/h (280 gal./h; 1.0 m³/h)
- Drain valve



Filter Cartridge



Filter Pump

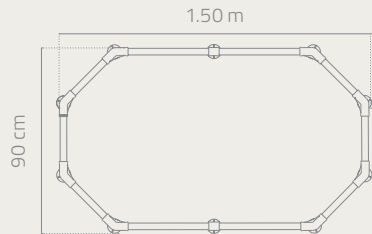
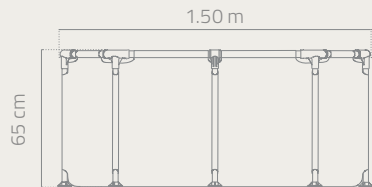


PVC Cover

Contents:

1 ice bath, 1 filter pump, 1 filter cartridge, 1 cover, repair patch

ITEM NUMBER	6002N
WATER CAPACITY (75%)	431 L (114 GAL.)
SIZE	1.50 M X 90 CM X 65 CM / 59" X 35.5" X 25.5"
DEPTH	49 CM / 19.2"
FILLED WEIGHT	440 KG (971 LBS)
WATER FLOW RATE	1,249 L/H (330 GAL./H; 1.0 M³/H)
CERTIFICATION	CE/GS
PACK/GROSS WEIGHT	1 EA., 12 KG (26.49 LBS)





# LAY-Z-SPA® GLACIAL DIP™ ICE BATH TUB 6002Q




CAPACITY  
1 PERSON


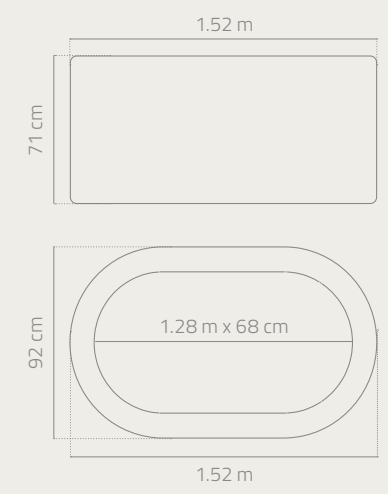
POLAR-SHIELD™

NO TOOLS  
REQUIRED

- Main Features:**
- FortiFiber™ drop stitch walls are rigid, durable and lightweight
  - Polar-Shield™ weather defense prevents liner from freezing or cracking in cold temperatures
  - Inflated by hand pump; setup takes 5 minutes with 1 person
  - Reinforced Tritech® cover with locking clips
  - Pump's water flow rate (pump capacity): 1,249 L/h (330 gal./h; 1.0 m³/h) Integrated pool system water flow rate (system flow rate): 1,060 L/h (280 gal./h; 1.0 m³/h)
  - Quick inflation/deflation air valve
  - Drain pipe



<b>Contents:</b> 1 ice bath, 1 hand pump, 1 carry bag, 1 cover, repair patch	
ITEM NUMBER	6002Q
WATER CAPACITY (75%)	420 L (111 GAL.)
SIZE	1.52 M X 92 CM X 71 CM (60" X 36" X 28")
DEPTH	52 CM / 20"
FILLED WEIGHT	434 KG (956 LBS)
WATER FLOW RATE	1,249 L/H (330 GAL./H; 1.0 M³/H)
CERTIFICATION	CE/GS
PACK/GROSS WEIGHT	1 EA., 20.50 KG (45 LBS)



FORTIFIBER™ WALL

FILTER PUMP  
CONNECTION

DRAIN VALVE  
AND PIPE

EASY-LIFT HANDLE





# BOARDS



The engineering team at Bestway® has crafted and fine-tuned each stand-up paddleboard year after year to offer consumers the most premium option at an affordable price.

- |            |   |            |   |            |   |
|------------|---|------------|---|------------|---|
| <b>100</b> | White Cap Convertible Set                                   | <b>101</b> | Huaka'i Set   | <b>102</b> | Aqua Journey™ 9' Stand-Up Paddleboard Set                 |
| <b>103</b> | Oceana™ 10' 2-in-1 Stand-Up Paddleboard & Kayak Set         | <b>104</b> | Oceana™ CompactAir™ 10' Stand-Up Paddleboard Set            | <b>105</b> | Aqua Drifter™ 11' 2-in-1 Stand-Up Paddleboard & Kayak Set |
| <b>106</b> | Aqua Drifter™ View 11' Stand-Up Paddleboard Set             | <b>107</b> | Freesoul Elite™ 11' 2-in-1 stand-Up Paddleboard & Kayak Set | <b>108</b> | Aqua Glider™ 10'6" Stand-Up Paddleboard Set               |
| <b>109</b> | Glider Elite™ 12'6" 2-in-1 Stand-Up Paddleboard & Kayak Set |            |   |            |   |






# TECHNOLOGY


## FORTIFIBER™ DROP STITCH CONSTRUCTION

Internal threads create exceptional rigidity and strength for a balanced, stable ride



## FORTIFIBER™ DROP STITCH CONSTRUCTION WITH TRITECH® STRINGER

Internal threads create exceptional rigidity and strength for a balanced, stable ride; Trittech® triple-layer stringer for added structure and shape



## FORTIFIBER™ AIRE DROP STITCH CONSTRUCTION

Featuring a more lightweight build than traditional FortiFiber, internal threads create exceptional rigidity and strength for a balanced, stable ride



# BENEFITS

Bestway's inflatable SUP line offers all the advantages that come along with hard boards, plus these added benefits:

- **Easy to transport in a car or on a plane** — a true money saver, as there is no need to purchase a roof rack or pay expensive shipping costs
- **A great choice for beginners** — the thicker material is generally more stable than a hard board
- **Sold as a package deal** — everything that's needed is included in one lightweight, grab-and-go carrier
- **Tough and springy** — the flexible material is more resilient than a hard board

Ease and portability make an inflatable SUP the ultimate board, especially for beginners. Some models even come with a convenient kit to convert the paddleboard into a kayak, giving the user two options every time they cruise the open water. With a Hydro Force SUP, anyone can have a summer of adventures.



HYDRO FORCE® SUP RANGE



ITEM N.	65349	65341	65350	65346	65308	65363	65373	65310
NAME	AQUA JOURNEY SET	WHITE CAP CONVERTIBLE SET	OCEANA CONVERTIBLE SET	HUAKA'I SET	KAHAWAI SET	PANORAMA SET	AQUA EXCURSION™ TECH SET	FREESOUL™ TECH CONVERTIBLE SET
CATEGORY	ALL ROUND/RECREATIONAL	ALL ROUND/RECREATIONAL	ALL ROUND/RECREATIONAL	ALL ROUND/RECREATIONAL	RIVER	ALL ROUND/RECREATIONAL	TOURING	TOURING
SURFACE LAMINATION	FORTIFIBER™	FORTIFIBER™	FORTIFIBER™	FORTIFIBER™	FORTIFIBER™	FORTIFIBER™	TRITECH®	TRITECH®
LENGTH	2.74 m (9')	3.05 m (10')	3.05 m (10')	3.05 m (10')	3.10 m (10'2")	3.40 m (11'2")	3.81 m (12'6")	3.40 m (11'2")
WIDTH	76 cm (30")	84 cm (33")	84 cm (33")	84 cm (33")	86 cm (34")	89 cm (35")	79 cm (31")	89 cm (35")
THICKNESS	12 cm (4.75")	12 cm (4.75")	12 cm (4.75")	15 cm (6")	15 cm (6")	15 cm (6")	15 cm (6")	15 cm (6")
WEIGHT CAPACITY	100 kg (220 lbs)	120 kg (265 lbs)	120 kg (265 lbs)	130 kg (287 lbs)	140 kg (309 lbs)	150 kg (330 lbs)	120 kg (265 lbs)	160 kg ( 353 lbs)
SINGLE ACTION PUMP	•	•	•	•	•	•	•	•
DOUBLE ACTION PUMP						•	•	•
BACKPACK	•	•	•	•	•	•	•	•
DELUXE BACKPACK							•	•
TRITECH BACKPACK								•
COILED LEASH	•	•	•	•	•	•	•	•
SAFETY LEASH								
REPAIR KIT	•	•	•	•	•	•	•	•
PADDLE	•	•	•	•	•	•	•	•
KAYAK SEAT		•	•	•				•
FOOT REST		•	•	•			•	•
ONE REMOVABLE FIN	•	•	•	•		•	•	
TWO REMOVABLE FINS								•
THREE REMOVABLE FINS					•			
OTHER FEATURES						SEE THROUGH WINDOW	BOTTLE HOLDER	*DAGGERBOARD FOR WINDSURF USE *BOTTLE HOLDER
PAGE	Refer to International catalog	P. 100	Refer to International catalog	P. 101	Refer to International catalog	Refer to International catalog	Refer to International catalog	Refer to International catalog



ITEM N.	6532A	6532B	6532C	6532D	6532H	6532E	6532F	6532G
NAME	AQUA JOURNEY™ 9' STAND-UP PADDLEBOARD SET	OCEANA™ 10' 2-IN-1 STAND-UP PADDLEBOARD & KAYAK SET	OCEANA™ COMPACTAIR™ 10' STAND-UP PADDLEBOARD SET	AQUA DRIFTER™ 11' 2-IN-1 STAND-UP PADDLEBOARD & KAYAK SET	AQUA DRIFTER™ VIEW 11' STAND-UP PADDLEBOARD SET	FREESOUL ELITE™ 11' 2-IN-1 STAND-UP PADDLEBOARD & KAYAK SET	AQUA GLIDER™ 10'6" STAND-UP PADDLEBOARD SET	GLIDER ELITE™ 12'6" 2-IN-1 STAND-UP PADDLEBOARD & KAYAK SET
CATEGORY	RECREATIONAL	RECREATIONAL	RECREATIONAL	RECREATIONAL	RECREATIONAL	RECREATIONAL	TOURING	TOURING
SURFACE LAMINATION	FORTIFIBER™ DROP STITCH	FORTIFIBER™ DROP STITCH	FORTIFIBER™ DROP STITCH	FORTIFIBER™ DROP STITCH	FORTIFIBER™ DROP STITCH	FORTIFIBER™ DROP STITCH WITH TRITECH® STRINGER	FORTIFIBER™ AIRE DROP STITCH	FORTIFIBER™ DROP STITCH WITH TRITECH® STRINGER
LENGTH	2.74 m (9')	3.05 m (10')	3.05 m (10')	3.35 m (11')	3.35 m (11')	3.35 m (11')	3.20 m (10'6")	3.81 m (12'6")
WIDTH	76 cm (30")	84 cm (33")	84 cm (33")	91.5 cm (36")	91.5 cm (36")	84 cm (33")	79 cm (31")	79 cm (31")
THICKNESS	12 cm (4.75")	15 cm (6")	15 cm (6")	15 cm (6")	15 cm (6")	15 cm (6")	12 cm (4.75")	15 cm (6")
WEIGHT CAPACITY	100 kg (220 lbs)	130 kg (287 lbs)	130 kg (287 lbs)	150 kg (330 lbs)	140 kg (309 lbs)	150 kg (330 lbs)	110 kg (243 lbs)	150 kg (330 lbs)
SINGLE ACTION PUMP	•							
DOUBLE ACTION PUMP		•		•	•	•	•	•
ENTRY LEVEL BACKPACK	•	•		•	•			
PREMIUM BACKPACK			•	•		•		
TRAVELTECH BACKPACK							•	
QUICK-RELEASE COILED LEASH ANKLE	•	•	•	•	•		•	
QUICK-RELEASE COILED LEASH ANKLE+WAIST						•		•
REPAIR KIT	•	•	•	•	•	•	•	•
PADDLE	•	•	•	•	•	•	•	•
KAYAK SEAT		•		•		•	•	•
FOOT REST		•		•		•		•
ONE REMOVABLE FIN	•	•		•	•			•
TWO REMOVABLE FINS							•	
THREE REMOVABLE FINS						•		
OTHER FEATURES	FRONT ELASTIC ROPE	FRONT ELASTIC ROPE	FRONT ELASTIC ROPE	FRONT ELASTIC ROPE, REAR D-RINGS FOR COOLER	BUILT-IN PANORAMA WINDOW WITH COVER	DOUBLE ELASTIC ROPE, EVA KICK PAD, BOTTLE HOLDER, REAR D-RINGS FOR COOLER	TRAVELTECH™ CONFIGURATION	DOUBLE ELASTIC ROPE, EVA KICK PAD, BOTTLE HOLDER, REAR D-RINGS FOR COOLER
PAGE	P. 102	P. 103	P. 104	P. 105	P. 106	P. 107	P. 108	P. 109



# WHITE CAP CONVERTIBLE SET

## 65341



### INFLATED SIZE

- 3.05 m x 84 cm x 12 cm  
10' x 33" x 4.75"

### CATEGORY

- Category Type: All-Around

### FEATURES

- FortiFiber™ drop stitch

### WEIGHT CAPACITY

- 120 kg (265 lbs)

### PASSENGERS

- 1



### CONTENTS

- 1 paddleboard, 1 paddle, 1 hand pump, 1 backpack, 1 coiled leash, 1 seat, 1 footrest, 1 fin, repair kit

### CASE PACK

- 1 pcs

### KG (LB)

- 13.9 kg (30.6 lbs)

### PACKAGING

- Full color box

# HUAKA'I SET

## 65346



### INFLATED SIZE

- 3.05 m x 84 cm x 15 cm  
10' x 33" x 6"

### CATEGORY

- Category Type: All-Around

### FEATURES

- FortiFiber™ drop stitch

### WEIGHT CAPACITY

- 130 kg (287 lbs)

### PASSENGERS

- 1



### CONTENTS

- 1 paddleboard, 1 paddle, 1 hand pump, 1 backpack, 1 coiled leash, 1 fin, repair kit

### CASE PACK

- 1 pcs

### KG (LB)

- 14.3 kg (31.5 lbs)

### PACKAGING

- Full color box



RECREATIONAL  
**AQUA JOURNEY™ 9’**  
**STAND-UP PADDLEBOARD SET**  
**6532A** NEW!



- INFLATED SIZE**
- 2.74 m x 76 cm x 12 cm / 9' x 30" x 4.75"
  - 208 L (55 gal.) volume
  - 15 psi (1.03 bar) max pressure
- CATEGORY**
- Category Type: All Around/Recreational
- FEATURES**
- FortiFiber™ drop stitch
  - Quick-release coiled ankle leash
  - 1 removable fin
  - Non-slip traction pad
  - Elastic cord for added storage
  - Single action pump with pressure gauge (analog)



- CONTENTS**
- 1 paddleboard, 1 paddle, 1 hand pump, 1 backpack, 1 coiled leash, 1 removable fin, repair kit
- CASE PACK**
- 1 pcs
- KG (LB)**
- 11.2 kg (24.8 lbs)
- PACKAGING**
- Full color box

RECREATIONAL  
**OCEANA™ 10’ 2-IN-1**  
**STAND-UP PADDLEBOARD**  
**& KAYAK SET**  
**6532B** NEW!



- INFLATED SIZE**
- 3.05 m x 84 cm x 15 cm / 10' x 33" x 6"
  - 320 L (84 gal.) volume
  - 15 psi (1.03 bar) max pressure
- CATEGORY**
- Category Type: All Around/Recreational
- FEATURES**
- FortiFiber™ drop stitch
  - Quick-release coiled ankle leash
  - 1 removable fin
  - Non-slip traction pad
  - Dual action hand pump with pressure gauge (analog)
  - Elastic cord for added storage



- CONTENTS**
- 1 paddleboard, 1 paddle, 1 hand pump, 1 backpack, 1 coiled leash, 1 seat, 1 footrest, 1 removable fin, repair kit
- CASE PACK**
- 1 pcs
- KG (LB)**
- 14.4 kg (31.6 lbs)
- PACKAGING**
- Full color box



RECREATIONAL

# OCEANA™ COMPACTAIR™ 10’ STAND-UP PADDLEBOARD SET

6532C NEW!



RECREATIONAL

# AQUA DRIFTER™ 11’ 2-IN-1 STAND-UP PADDLEBOARD & KAYAK SET

6532D NEW!



### INFLATED SIZE

- 3.05 m x 84 cm x 15 cm / 10' x 33" x 6"
- 320 L (84 gal.) volume
- 15 psi (1.03 bar) max pressure

### CATEGORY

- Category Type: All Around/Recreational

### Features

- FortiFiber™ drop stitch
- Quick-Release coiled ankle leash
- 1 removable fin
- Non-slip traction pad
- Convenient deck handle to easily carry the SUP
- Elastic cord for added storage

### WEIGHT CAPACITY

- 130 kg (287 lbs)

### PASSENGERS

- 1



### CONTENTS

- 1 paddleboard, 1 paddle, 1 backpack, 1 coiled leash, 1 power cable, 1 removable fin, repair kit

### CASE PACK

- 1 pcs

### KG (LB)

- 13.6 kg (29.9 lbs)

### PACKAGING

- Full color box

### INFLATED SIZE

- 3.35 m x 91.5 cm x 15 cm / 11' x 36" x 6"
- 380 L (100 gal.) volume
- 15 psi (1.03 bar) max pressure

### CATEGORY

- Category Type: All Around/Recreational

### FEATURES

- FortiFiber™ drop stitch
- Quick-release coiled ankle leash
- 1 removable fin
- Non-slip traction pad
- Dual action hand pump with pressure gauge (analog)
- Elastic cord for added storage

### WEIGHT CAPACITY

- 150 kg (330 lbs)

### PASSENGERS

- 1



### CONTENTS

- 1 paddleboard, 1 paddle, 1 hand pump, 1 backpack, 1 coiled leash, 1 seat, 1 footrest, 1 fastening cord, 1 removable fin, repair kit

### CASE PACK

- 1 pcs

### KG (LB)

- 15.9 kg (35.1 lbs)

### PACKAGING

- Full color box





RECREATIONAL

# AQUA DRIFTER™ VIEW 11'

## STAND-UP PADDLEBOARD SET

### 6532H

NEW!



- INFLATED SIZE**
- 3.35 m x 91.5 cm x 15 cm / 11' x 36" x 6"
  - 355 L (94 gal.) volume
  - 15 psi (1.03 bar) max pressure

- CATEGORY**
- Category Type: All Around/Recreational

- FEATURES**
- FortiFiber™ drop stitch
  - Quick-release coiled ankle leash
  - 1 removable fin
  - Non-slip traction pad
  - Dual action hand pump with pressure gauge (analog)

- WEIGHT CAPACITY**
- 140 kg (309 lbs)
- PASSENGERS**
- 1



- CONTENTS**
- 1 paddleboard, 1 paddle, 1 hand pump, 1 backpack, 1 coiled leash, 1 fastening cord, 1 removable fin, repair kit

- CASE PACK**
- 1 pcs

- KG (LB)**
- 14.9 kg (32.9 lbs)

- PACKAGING**
- Full color box


RECREATIONAL

# FREESOUL ELITE™ 11' 2-IN-1

## STAND-UP PADDLEBOARD & KAYAK SET

### 6532E

NEW!



- INFLATED SIZE**
- 3.35 m x 84 cm x 15 cm / 11' x 33" x 6"
  - 345 L (91 gal.) volume
  - 15 psi (1.03 bar) max pressure

- CATEGORY**
- Category Type: Around/Recreational Elite Series

- Features**
- FortiFiber™ drop stitch with Tritech® stringer
  - 3 removable fins for improved tracking
  - Elastic cord for added storage
  - Dual action hand pump with pressure gauge (analog)
  - Premium, durable backpack with large front pocket

- WEIGHT CAPACITY**
- 150 kg (330 lbs)
- PASSENGERS**
- 1



- CONTENTS**
- 1 paddleboard, 1 paddle, 1 hand pump, 1 backpack, 1 coiled leash, 1 seat, 1 footrest, 1 fastening cord, 3 fins, repair kit

- CASE PACK**
- 1 pcs

- KG (LB)**
- 17.8 kg (39.3 lbs)

- PACKAGING**
- Full color box



TOURING

AQUA GLIDER™ 10'6"

STAND-UP PADDLEBOARD SET

6532F

NEW!



INFLATED SIZE

- 3.20 m x 79 cm x 12 cm / 10'6" x 31" x 4.75"
- 239 L (63 gal.) volume
- 15 psi (1.03 bar) max pressure

CATEGORY

- Category Type: Touring

FEATURES

- FortiFiber™ Aire drop stitch
- Quick-release coiled ankle leash
- 2 removable fins for improved tracking
- Non-slip diamond traction pad
- Elastic cord for added storage
- Dual action hand pump with pressure gauge (analog)
- Compact TravelTech™ backpack

WEIGHT CAPACITY

- 110 kg (243 lbs)

PASSENGERS

- 1



CONTENTS

- 1 paddleboard, 1 paddle, 1 hand pump, 1 backpack, 1 coiled leash, 1 fastening cord, 2 fins, repair kit

CASE PACK

- 1 pcs

KG (LB)

- 10.7 kg (23.5 lbs)

PACKAGING

- Full color box

TOURING

GLIDER ELITE™ 12'6" 2-IN-1

STAND-UP PADDLEBOARD & KAYAK SET

6532G

NEW!



INFLATED SIZE

- 3.81 m x 79 cm x 15 cm / 12'6" x 31" x 6"
- 366 L (97 gal.) volume
- 15 psi (1.03 bar) max pressure

CATEGORY

- Category Type: Touring Elite Series

Features

- FortiFiber™ drop stitch with Tritech® stringer
- Quick-release coiled leash can be worn at waist or ankle
- 1 removable fin
- Elastic cord for added storage
- Dual action hand pump with pressure gauge (analog)
- Premium, durable backpack with large front pocket

WEIGHT CAPACITY

- 150 kg (330 lbs)

PASSENGERS

- 1



CONTENTS

- 1 paddleboard, 1 paddle, 1 hand pump, 1 backpack, 1 coiled leash, 1 seat, 1 footrest, 1 fastening cord, 1 removable fin, repair kit

CASE PACK

- 1 pcs

KG (LB)

- 18.5 kg (40.7 lbs)

PACKAGING

- Full color box





# KAYAK



The wide range of kayaks offered by Bestway® means every water explorer can find exactly what they're looking for. From different sizes to materials, these kayaks are perfect for beginners and advanced adventurers.

116

Arrow Elite™ X1 Kayak Set

119

Beacon Elite™ Sport Boat Set

117

Surge Elite™ X1 Kayak Set

120

Giant Unicorn Island



# PLANOGRAM

## STORE DISPLAY



Actual in-store displays may vary.

# ENHANCED MATERIALS




INFLATA-SHIELD™  
INFLATA-SHIELD PRO™

- ENHANCES PUNCTURE-RESISTANCE
- INCREASES TENSILE STRETCH-RESISTANCE FOR RIGIDITY AND SPEED WHEN PADDLING
- IMPROVES PRESSURE RETENTION, MAXIMIZING STABILITY AND MINIMIZING AIR LOSS



TRITECH® 3-PLY  
CONSTRUCTION

- ENGINEERED FOR DURABILITY WITH ENHANCED ABRASION RESISTANCE AND IS MORE PUNCTURE-RESISTANT (THAN A STANDARD PVC KAYAK/RAFT/BOAT)



FORTIFIBER™ + FORTIFIBER™ AIRE  
DROP STITCH CONSTRUCTION

- COMPOSED OF THOUSANDS OF DROP STITCH THREADS CREATING A DURABLE, RIGID STRUCTURE THAT IS ALSO LIGHTWEIGHT AND PORTABLE



PREMIUM 100%  
NYLON COVER

- HAS GREATER PRESSURE RETENTION AND RIGIDITY WITH INCREASED PUNCTURE-RESISTANCE AND DURABILITY AGAINST THE ELEMENTS (THAN A STANDARD PVC KAYAK/RAFT/BOAT)



HYDRO FORCE® KAYAKS RANGE



ITEM N.	65176	65077	65132	65118	65052
NAME	RAPID™ X1 KAYAK SET	RAPID™ X2 KAYAK SET	RAPID™ X3 KAYAK SET	VENTURA ELITE™ X1 KAYAK SET	VENTURA ELITE™ X2 KAYAK SET
CAPACITY (PEOPLE)	1	2	3	1	2
SIZE	2.90 m x 91 cm 9' 6" x 36"	3.21 m x 1.00 m 10' 6" x 39"	3.81 m x 1.00 m 12'6" x 39	2.80 m x 86 cm 9'2" x 34"	3.30 m x 86 cm 10' 10" x 34"
MATERIAL	INFLATA-SHIELD™	INFLATA-SHIELD™	INFLATA-SHIELD™ PRO	COATED NYLON	COATED NYLON
PADDLE	▪	X2	X2	▪	X2
HAND PUMP	▪	▪	▪	▪	▪
REMOVABLE FIN	X2	X2	X2	X2	X2
REPAIR PATCH	REPAIR PATCH	REPAIR PATCH	REPAIR PATCH	REPAIR PATCH	REPAIR PATCH
SEAT	▪	X2	X3	▪	X2
CARRY BAG	▪	▪	▪	▪	▪
PAGE	Refer to International catalog	Refer to International catalog	Refer to International catalog	Refer to International catalog	Refer to International catalog

ITEM N.	65115	65131	65178	65179	65180
NAME	COVE CHAMPION™ X1 KAYAK SET	COVE CHAMPION™ X2 KAYAK SET	DASH ELITE™ X1 KAYAK SET	ARROW ELITE™ X1 KAYAK SET	SURGE ELITE™ X1 KAYAK SET
CAPACITY (PEOPLE)	1	2	1	1	1
SIZE	2.75 m x 81 cm 9' x 32"	3.31 m x 88 cm 10' 10" x 35"	3.35 m x 92 cm x 30 cm 11' x 36" x 12"	3.65 m x 73 cm x 30 cm 12' x 29" x 12"	3.12 m x 94 cm x 30 cm 10' 3" x 37" x 12"
MATERIAL	INFLATA-SHIELD™	INFLATA-SHIELD™	FORTIFIBER™ AIRE, TOUGHLITE™ TPU	FORTIFIBER™	TRITECH®
PADDLE	▪	X2	▪	▪	▪
HAND PUMP	▪	▪	▪	▪	▪
REMOVABLE FIN	X2	X2	X2	X2	X2
REPAIR KIT / PATCH	REPAIR PATCH	REPAIR PATCH	REPAIR KIT	REPAIR KIT	REPAIR PATCH
SEAT	▪	X2	▪	▪	▪
CARRY BAG	▪	▪	420D BACKPACK	1680D BACKPACK	1680D BACKPACK
PAGE	Refer to International catalog	Refer to International catalog	Refer to International catalog	P. 116	P. 117



TOURING

ARROW ELITE™

X1 KAYAK SET

65179

NEW!



COMPLIANCE / CERTIFICATION

- User Capacity: 1 adult
- Weight Capacity: 160 kg (352 lbs)

STRUCTURE SPECS

- Inflated Size: 3.65 m x 73 cm x 30 cm / 12' x 29" x 12"
- Deflated Size: 3.63 m x 62 cm / 11' 11" x 24"
- 3 air chamber construction
- Elite Series: Superior Construction with Premium Features & Accessories for Better Performance
- FortiFiber™ drop stitch construction is made of internal threads that are engineered for supreme rigidity, maximum strength, speed and tracking
- Narrow shape cuts through water to quickly cover long distances

FEATURES & DESIGN

- 1 adjustable, molded foam seat with storage compartment
- 1 floor-mounted footrest
- 2 removable fins in different sizes for directional support in various water conditions
- Performance Ratings: Stability: 2.75; Speed: 5; Tracking: 5; Maneuverability: 2.75
- Elastic cord for added storage
- 4 heavy-duty carry handles
- 230 cm (91") aluminum paddle (#62174)
- 1500 mL single action hand pump with 3.0-10.0 PSI pressure gauge (analog)

VALVES

- High pressure inflation / deflation valves

PACKAGING

- Full color box
- 1 Ea., 21.9 kg (48.4 lbs)

CONTENTS

- 1 kayak, 1 paddle, 1 hand pump, 2 fins, 1 seat, 1 footrest, 1 backpack, repair kit

WHITEWATER

SURGE ELITE™

X1 KAYAK SET

65180

NEW!



COMPLIANCE / CERTIFICATION

- User Capacity: 1 adult
- Weight Capacity: 130 kg (286 lbs)

STRUCTURE SPECS

- Inflated Size: 3.12 m x 94 cm x 30 cm / 10' 3" x 37" x 12"
- Deflated Size: 3.16 m x 97 cm / 10' 4" x 38"
- 3 air chamber construction
- Elite Series: Superior Construction with Premium Features & Accessories for Better Performance
- Trittech® 3-ply wall construction is engineered for durability with enhanced abrasion resistance and is more puncture-resistant (than a standard PVC kayak)
- Rigid, inflatable, self-bailing floor provides stability with drain holes that let out excess water to help keep the cockpit dry
- Designed for efficient maneuverability and spray protection in rough water

FEATURES & DESIGN

- 1 adjustable, molded foam seat with supportive high back and storage compartment
- 1 floor-mounted footrest
- 2 removable fins in different sizes for directional support in various water conditions
- Performance Ratings: Stability: 3.5; Speed: 4; Tracking: 3; Maneuverability: 4.5
- 4 heavy-duty carry handles
- 230 cm (91") aluminum paddle (#62174)
- 2800 mL dual action hand pump with 0.5-2.0 PSI pressure gauge (analog)

VALVES

- Quick-inflation / deflation Boston valves

PACKAGING


- Full color box
- 1 Ea., 15.4 kg (33.9 lbs)

CONTENTS

- 1 kayak, 1 paddle, 1 hand pump, 2 fins, 1 seat, 1 seat booster pad, 1 footrest, 1 backpack, repair patch



HYDRO FORCE® BOATS RANGE



ITEM N.	65177	65046	65049	65185
NAME	CORINTH ELITE™ SPORT BOAT SET	CASPIAN ELITE™ SPORT BOAT SET	MIROVIA ELITE™ SPORT BOAT SET	BEACON ELITE™ SPORT BOAT SET
CAPACITY (PEOPLE)	2 ADULTS	2 ADULTS	5 ADULTS	5 ADULTS
SIZE	2.30 m x 1.30 m x 33 cm 7' 6" x 51" x 13"	2.30 m x 1.30 m x 33 cm 7' 6" x 51" x 13"	3.30 m x 1.62 m x 44 cm 10' 10" x 64" x 17"	3.35 m x 1.60 m x 47 cm 11' x 63" x 18.5"
MATERIAL	TRITECH®	TRITECH® / FORTIFIBER™ FLOOR	TRITECH® / FORTIFIBER™ FLOOR	TRITECH® / FORTIFIBER™ FLOOR
HAND PUMP	▪	▪	▪	▪
REPAIR KIT	▪	▪	▪	▪
PAIR OF OARS	▪	▪	▪	▪
CARRY BAG	▪		▪	
PAGE	Refer to International catalog	Refer to International catalog	Refer to International catalog	P. 119

SPORT BOATS

# BEACON ELITE™ SPORT BOAT SET

65185 NEW!



COMPLIANCE / CERTIFICATION

- User Capacity: 5 adults
- Weight Capacity: 640 kg (1,411 lbs)

STRUCTURE SPECS

- Inflated Size 3.35 m x 1.60 m x 47 cm / 11' x 63" x 18.5"
- Deflated Size: 3.32 m x 1.92 m / 10' 11" x 76"
- 3 air chamber construction
- Elite Series: Superior Construction with Premium Features & Accessories for Better Performance
- Tritech® 3-ply wall construction is engineered for durability with enhanced abrasion resistance and is more puncture-resistant (than a standard PVC boat)
- FortiFiber™ floor construction is composed of thousands of drop stitch threads, which creates a durable, rigid structure that is also lightweight and portable

FEATURES & DESIGN

- 1 sturdy aluminum bench seat
- Omni-directional oarlocks
- Tube transom
- Durable strake protects against impact and friction
- Partial grab ropes with built-in grommets for ease of use and docking
- 5 heavy-duty carry handles
- 1 pair of 162 cm (64") aluminum oars
- 1500 mL single action hand pump with 3.0-10.0 PSI pressure gauge (analog)
- 15 HP motor mount with tube transom (motor not included)
- Secure tie-down for oil and gas can

VALVES

- High pressure inflation / deflation valves

PACKAGING

- Packaging: Sturdy Cardboard Box with Pictures
- Ea., 36.7 kg (81.0 lbs)

CONTENTS

- 1 boat, 1 pair of oars, 1 hand pump, 1 carry bag, repair kit





# GIANT UNICORN ISLAND

## 43228



**INFLATED SIZE**  
6.03 m x 4.19 m x 2.77 m / 19' 9" x 13' 9" x 9' 1"

**DEFLATED SIZE**  
5.90 m x 4.04 m / 19' 4" x 13' 3"

- FEATURES**
- Giant colorful unicorn design
  - Wraparound grab rope
  - 2 extra-wide backrests
  - Mesh bottom
  - 4 heavy-duty handles
  - 6 cup holders
  - 1 jumbo cup holder

- CONTENTS**
- 1 island
  - 1 swim-up platform
  - 1 carry bag
  - Heavy-duty repair patch

SPECIFICATIONS	
WEIGHT CAPACITY	540 kg (1,188 lbs)
PASSENGERS	6
CASE PACK	1 pcs
LB. (KG)	29.5 kg (65.0 lbs)
PACKAGING	Full color box







# TOUGHLITE™ TPU SLEEPING PADS

Keep your pack light and enjoy the great outdoors with compact air pads designed with innovative materials to give you extra comfort and warmth. Discover a range of options to fit your outdoor needs – from ultra-thin with cushioning air pockets for avid backpackers to soft, yet supportive foam for campers wanting extra comfort. With Bestway®, there's an air pad to fit every adventure style!

130

WanderLite™ Regular Rectangular Sleeping Pad

133

RidgeLite™ Insulated Large Mummy Sleeping Pad

136

AdventuRest™ Insulated Regular Rectangular Sleeping Pad

140

TerrainLite™ Self-Inflating Regular Mummy Sleeping Pad

143

ComforTrek™ Luxe Self-Inflating Large Rectangular Sleeping Pad

131

WanderLite™ Large Rectangular Sleeping Pad

134

AlpineLite™ Insulated Regular Mummy Sleeping Pad

137

AdventuRest™ Insulated Large Rectangular Sleeping Pad

141

TerrainPro™ Self-Inflating Regular Mummy Sleeping Pad

144

WanderLite™ Regular Air Pillow

132

RidgeLite™ Insulated Regular Mummy Sleeping Pad

135

AlpineLite™ Insulated Wide Mummy Sleeping Pad

138

AdventuRest™ Insulated Queen Sleeping Pad

142

ComforTrek™ Self-Inflating Wide Rectangular Sleeping Pad

145

AlpineLite™ Large Air Pillow



# TOUGHLITE™ TPU SLEEPING PADS

Compact sleeping pads designed with an innovative material to give extra comfort and warmth.



PVC FREE



LIGHTWEIGHT  
& PACKABLE







PUNCTURE  
RESISTANT



PROVIDES  
INSULATION

**R-VALUE:**  
The measurement of the thermal resistance of the pad

- Standard: ASTM F3340
- The higher the R-value, the better the thermal insulation of the pad



Conditions				
	Warm	Cool	Cold	Extreme
Expected Nighttime Temperature	10°C / 50°F	0°C / 32°F	-6.7°C / 20°F	-17.8°C / 0°F
Pad: R-value Range	Under 2	2-3.9	4-5.4	Above 5.5





SLEEPING PAD	FRONTCOUNTRY		BACKCOUNTRY			BACKCOUNTRY	BASECAMP		
									
	New Generation	New Generation	New	New	New Generation	New Generation	New Generation	New Generation	New Generation
	WANDERLITE™ REGULAR RECTANGULAR SLEEPING PAD 69615	WANDERLITE™ LARGE RECTANGULAR SLEEPING PAD 69616	RIDGELITE™ INSULATED REGULAR MUMMY SLEEPING PAD 69643	RIDGELITE™ INSULATED LARGE MUMMY SLEEPING PAD 69644	ALPINELITE™ INSULATED REGULAR MUMMY SLEEPING PAD 69612	ALPINELITE™ INSULATED WIDE MUMMY SLEEPING PAD 69613	ADVENTUREST™ INSULATED REGULAR RECTANGULAR SLEEPING PAD 69617	ADVENTUREST™ INSULATED LARGE RECTANGULAR SLEEPING PAD 69618	ADVENTUREST™ INSULATED QUEEN SLEEPING PAD 69619
SIZE	1.88 m x 58.5 cm x 6.5 cm (74" x 23" x 2.5")	1.98 m x 71 cm x 6.5 cm (78" x 28" x 2.5")	1.83 m x 51 cm x 7.5 cm (72" x 20" x 3")	1.93 m x 63.5 cm x 7.5 cm (76" x 25" x 3")	1.83 m x 51 cm x 7.5 cm (72" x 20" x 3")	1.83 m x 63.5 cm x 7.5 cm (72" x 25" x 3")	1.88 m x 58.5 cm x 7.5 cm (74" x 23" x 3")	1.98 m x 71 cm x 7.5 cm (78" x 28" x 3")	2.03 m x 1.42 m x 15 cm (80" x 56" x 6")
R-VALUE	1.3 Warm Weather Rated	1.3 Warm Weather Rated	4.9 Cold Weather Rated	4.9 Cold Weather Rated	7.6 Extreme Weather Rated	7.6 Extreme Weather Rated	2.7 Cool Weather Rated	2.7 Cool Weather Rated	3.5 Cool Weather Rated
TOP MATERIAL	70D Ripstop Nylon / TPU	70D Ripstop Nylon / TPU	20D Ripstop Nylon / TPU	20D Ripstop Nylon / TPU	70D Ripstop Nylon / TPU	70D Ripstop Nylon / TPU	70D Ripstop Nylon / TPU	70D Ripstop Nylon / TPU	75D Polyester / TPU
BOTTOM MATERIAL	70D Ripstop Nylon / TPU	70D Ripstop Nylon / TPU	20D Ripstop Nylon / TPU	20D Ripstop Nylon / TPU	70D Ripstop Nylon / TPU	70D Ripstop Nylon / TPU	75D Polyester / TPU	75D Polyester / TPU	75D Polyester / TPU
INSULATION MATERIAL	N/A	N/A	ThermaZone™ (Aluminum Film)	ThermaZone™ (Aluminum Film)	ThermaZone™ (2 Layers Aluminum Film)	ThermaZone™ (2 Layers Aluminum Film)	THERMOLITE® (Fiber)	THERMOLITE® (Fiber)	THERMOLITE® (Fiber)
PUMP	N/A	N/A	Pump Sack	Pump Sack	Pump Sack	Pump Sack	Pump Sack	Pump Sack	Manual Pump (62086)
PAGES	P. 130	P. 131	P. 132	P. 133	P. 134	P. 135	P. 136	P. 137	P. 138



SELF-INFLATING (FOAM CORE SLEEPING PAD)	FRONTCOUNTRY		BACKCOUNTRY		BASECAMP	
					 	
	<b>New Generation</b>		<b>New Generation</b>		<b>New Generation</b>	
	TERRAINLITE™ SELF-INFLATING REGULAR MUMMY SLEEPING PAD 69620		TERRAINPRO™ SELF-INFLATING REGULAR MUMMY SLEEPING PAD 69621		COMFORTREK™ SELF-INFLATING WIDE RECTANGULAR SLEEPING PAD 69622	
	1.83 m x 51 cm x 2.5 cm (72" x 20" x 1")		1.83 m x 51 cm x 5.1 cm (72" x 20" x 2")		1.83 m x 63.5 cm x 7.6 cm (72"x 25"x 3")	
	3.8 Cool Weather Rated		4.7 Cold Weather Rated		6.8 Extreme Weather Rated	
	70D Ripstop Nylon / TPU		70D Ripstop Nylon / TPU		50D Stretch Knit Polyester / TPU	
	N/A		N/A		N/A	
	70D Ripstop Nylon / TPU		70D Ripstop Nylon / TPU		75D Polyester / TPU	
	PU Foam		PU Foam		PU Foam	
	N/A		N/A		N/A	
	P. 140		P. 141		P. 142	

ACCESSORIES	FRONTCOUNTRY		BACKCOUNTRY	
				
	<b>New Generation</b>		<b>New Generation</b>	
	WANDERLITE™ REGULAR AIR PILLOW 69624		ALPINELITE™ LARGE AIR PILLOW 69625	
	42 cm x 30 cm x 12 cm (16.5" x 11.5" x 4.5")		49.5 cm x 28 cm x 12 cm (19.5" x 11" x 4.5")	
	50D Stretch Knit Polyester / TPU		Flexible 75D Stretch Knit Polyester / TPU	
	50D Stretch Knit Polyester / TPU		Flexible 75D Stretch Knit Polyester / TPU	
	50D Stretch Knit Polyester / TPU		Flexible 75D Stretch Knit Polyester / TPU	
	N/A		YES	
	P. 144		P. 145	



Frontcountry

# WANDERLITE™ REGULAR RECTANGULAR SLEEPING PAD


69615 **NEW GEN.**



## HIGHLIGHTS

- 543 g / 1 lb 3 oz Pad Weight
- Puncture-Resistant ToughLite™ TPU
- Fits a Regular Rectangular Sleeping Bag
- 1.3** R-value: Warm Weather Rated

- Fits a regular sized sleeping bag
- R-value of 1.3, ideal for warm weather
- Pad Weight: 543 g (1 lb 3 oz)
- Compact, packed size of 10 cm x 10 cm x 19.5 cm / 4" x 4" x 7.5" to easily fit in your pack
- Puncture-resistant ToughLite™ TPU material and sporty, durable 70D ripstop nylon fabric
- CrossWing™ design features inclined air pockets for comfort and to prevent rolling
- Low profile valve allows for easy pressure adjustment
- Full color box



Item No.	Size	Air Pump	Pack	kg (Lbs)
69615	1.88 m x 58.5 cm x 6.5 cm / 74" x 23" x 2.5"	N/A	8 PCS	5.5 (12.1)

Frontcountry

# WANDERLITE™ LARGE RECTANGULAR SLEEPING PAD

69616 **NEW GEN.**



## HIGHLIGHTS

- 677 g / 1 lb 8 oz Pad Weight
- Puncture-Resistant ToughLite™ TPU
- Fits a Larger Rectangular Sleeping Bag
- 1.3** R-value: Warm Weather Rated

- Fits larger sized sleeping bag
- R-value of 1.3, ideal for warm weather
- Pad Weight: 677 g (1 lb 8 oz)
- Compact, packed size of 10.5 cm x 10.5 cm x 23 cm / 4" x 4" x 9" easily fits in your pack
- Puncture-resistant ToughLite™ TPU material and sporty, durable 70D ripstop nylon fabric
- CrossWing™ design features inclined air pockets for comfort and to prevent rolling
- Low profile valve allows for easy pressure adjustment
- Full color box



Item No.	Size	Air Pump	Pack	kg (Lbs)
69616	1.98 m x 71 cm x 6.5 cm / 78" x 28" x 2.5"	N/A	8 PCS	6.7 (14.9)



Backcountry

# RIDGELITE™ INSULATED REGULAR MUMMY SLEEPING PAD

69643 NEW!



## HIGHLIGHTS



531 g / 1 lb 3 oz  
Pad Weight



Puncture-Resistant  
ToughLite™ TPU

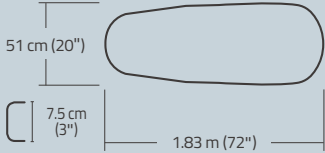


Fits a Regular  
Mummy Sleeping Bag



R-value: Cold Weather Rated

- Fits regular mummy sleeping bag
- R-value of 4.9, ideal for cold weather
- Pad Weight: 531 g (1 lb 3 oz)
- Compact, packed size of 10 cm x 10 cm x 24 cm / 4" x 4" x 9.5" to easily fit in your pack
- Puncture-resistant ToughLite™ TPU material and sporty, durable 20D ripstop nylon fabric
- ThermaZone™ features aluminized film for superior insulation
- Pump sack is durable and lightweight
- Low profile valve allows for easy pressure adjustment
- Full color box




Item No.	Size	Air Pump	Pack	kg (Lbs)
69643	1.83 m x 51 cm x 7.5 cm / 72" x 20" x 3"	Pump Sack	6 PCS	4.4 (9.8)

Backcountry

# RIDGELITE™ INSULATED LARGE MUMMY SLEEPING PAD

69644 NEW!



## HIGHLIGHTS



638 g / 1 lb 7 oz  
Pad Weight



Puncture-Resistant  
ToughLite™ TPU

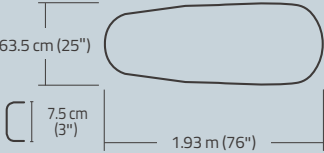



Fits a Larger  
Mummy Sleeping Bag



R-value: Cold Weather Rated

- Fits a larger mummy sleeping bag
- R-value of 4.9, ideal for cold weather
- Pad Weight: 638 g (1 lb 7 oz)
- Compact, packed size of 10.5 cm x 10.5 cm x 27 cm / 4" x 4" x 10.5"
- Puncture-resistant ToughLite™ TPU material and sporty, durable 20D ripstop nylon fabric
- ThermaZone™ features aluminized film for superior insulation
- Pump sack is durable and lightweight
- Low profile valve allows for easy pressure adjustment
- Full color box



Item No.	Size	Air Pump	Pack	kg (Lbs)
69644	1.93 m x 63.5 cm x 7.5 cm / 76" x 25" x 3"	Pump Sack	6 PCS	5.2 (11.5)



Backcountry

# ALPINELITE™ INSULATED REGULAR MUMMY SLEEPING PAD

69612 NEW GEN.



## HIGHLIGHTS



664 g / 1 lb 7 oz  
Pad Weight



Puncture-Resistant  
ToughLite™ TPU

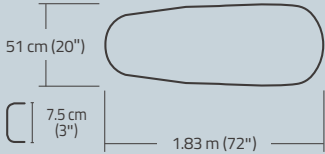



Fits a Regular  
Mummy Sleeping Bag



R-value: Extreme Weather Rated

- Fits regular mummy sleeping bag
- R-value of 7.6, ideal for extreme weather
- Pad Weight: 664 g (1 lb 7 oz)
- Compact, packed size of 10 cm x 10 cm x 24 cm / 4" x 4" x 9.5" to easily fit in your pack
- Puncture-resistant ToughLite™ TPU material and sporty, durable 70D ripstop nylon fabric
- ThermaZone™ features two layers of aluminized film for superior insulation
- Pump sack is durable and lightweight
- Low profile valve allows for easy pressure adjustment
- Full color box



Item No.	Size	Air Pump	Pack	kg (Lbs)
69612	1.83 m x 51 cm x 7.5 cm / 72" x 20" x 3"	Pump Sack	6 PCS	5.2 (11.5)

Backcountry

# ALPINELITE™ INSULATED WIDE MUMMY SLEEPING PAD

69613 NEW GEN.



## HIGHLIGHTS



764 g / 1 lb 11 oz  
Pad Weight



Puncture-Resistant  
ToughLite™ TPU

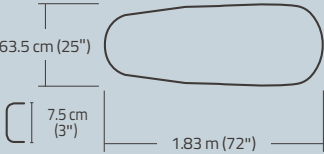



Fits a Larger  
Mummy Sleeping Bag



R-value: Extreme Weather Rated

- Fits a larger mummy sleeping bag
- R-value of 7.6, ideal for extreme weather
- Pad Weight: 764 g (1 lb 11 oz)
- Compact, packed size of 10.5 cm x 10.5 cm x 27 cm / 4" x 4" x 10.5"
- Puncture-resistant ToughLite™ TPU material and sporty, durable 70D ripstop nylon fabric
- ThermaZone™ features two layers of aluminized film for superior insulation
- Pump sack is durable and lightweight
- Low profile valve allows for easy pressure adjustment
- Full color box



Item No.	Size	Air Pump	Pack	kg (Lbs)
69613	1.83 m x 63.5 cm x 7.5 cm / 72" x 25" x 3"	Pump Sack	6 PCS	6.0 (13.2)



Basecamp

# ADVENTUREST™ INSULATED REGULAR RECTANGULAR SLEEPING PAD

69617 NEW GEN.



**THERMOLITE®**  
THERMOLITE® is a trademark of The LYCRA company.

## HIGHLIGHTS

825 g / 1 lb 13 oz  
Pad Weight

Puncture-Resistant  
ToughLite™ TPU

Fits a Regular Rectangular  
Sleeping Bag

**2.7**  
R-value: Cool Weather Rated

Basecamp

# ADVENTUREST™ INSULATED LARGE RECTANGULAR SLEEPING PAD

69618 NEW GEN.



**THERMOLITE®**  
THERMOLITE® is a trademark of The LYCRA company.

## HIGHLIGHTS

1.06 kg / 2 lbs 5 oz  
Pad Weight

Puncture-Resistant  
ToughLite™ TPU

Fits a Larger Rectangular  
Sleeping Bag

**2.7**  
R-value: Cool Weather Rated

- Fits a regular sleeping bag
- R-value of 2.7, ideal for cool weather
- Pad Weight: 825 g (1 lb 13 oz)
- Compact, packed size of 13 cm x 13 cm x 23 cm / 5" x 5" x 9"
- Puncture-resistant ToughLite™ TPU material and sporty, durable 70D ripstop nylon fabric
- THERMOLITE® insulation provides lightweight warmth and quiet comfort
- I-Beam design keeps you centered and in place
- Pump sack is durable and lightweight
- Low profile valve has quick inflation and deflation modes and allows for easy pressure adjustment
- Full color box

**Independently tested**

Testing no.: CB02-TICK-C02-HL-0000085

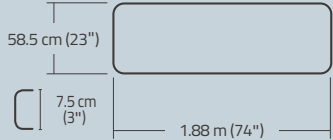
Exclusively tested for

**Bestway**

- ✓ Formaldehyde Free
- ✓ Phthalate Free
- ✓ BPA Free
- ✓ No VOC (Acetaldehyde, Tetrachloroethylene, 1,1,1-trimethylbenzene, 1,4-dichlorobenzene, Ethylbenzene, Styrene) Emission

Based on testing of specific samples provided by the manufacturer and tested under laboratory conditions

Testing no.: CB02-TICK-C02-HL-0000085  
www.intertek.com.cn/Tick-Mark



Item No.	Size	Air Pump	Pack	kg (Lbs)
69617	1.88 m x 58.5 cm x 7.5 cm / 74" x 23" x 3"	Pump Sack	6 PCS	6.6 (14.5)

- Fits a larger sleeping bag
- R-value of 2.7, ideal for cool weather
- Pad Weight: 1.06 kg (2 lbs 5 oz)
- Compact, packed size of 13.5 cm x 13.5 cm x 27.5 cm / 5.5" x 5.5" x 11"
- Puncture-resistant ToughLite™ TPU material and sporty, durable 70D ripstop nylon fabric
- THERMOLITE® insulation provides lightweight warmth and quiet comfort
- I-Beam design keeps you centered and in place
- Pump sack is durable and lightweight
- Low profile valve has quick inflation and deflation modes and allows for easy pressure adjustment
- Full color box

**Independently tested**

Testing no.: CB02-TICK-C02-HL-0000085

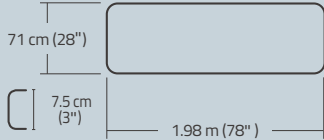
Exclusively tested for

**Bestway**

- ✓ Formaldehyde Free
- ✓ Phthalate Free
- ✓ BPA Free
- ✓ No VOC (Acetaldehyde, Tetrachloroethylene, 1,1,1-trimethylbenzene, 1,4-dichlorobenzene, Ethylbenzene, Styrene) Emission

Based on testing of specific samples provided by the manufacturer and tested under laboratory conditions

Testing no.: CB02-TICK-C02-HL-0000085  
www.intertek.com.cn/Tick-Mark



Item No.	Size	Air Pump	Pack	kg (Lbs)
69618	1.98 m x 71 cm x 7.5 cm / 78" x 28" x 3"	Pump Sack	6 PCS	8.2 (18.0)



Basecamp

# ADVENTUREST™ INSULATED QUEEN SLEEPING PAD

69619 NEW GEN.



## HIGHLIGHTS



2.17 kg / 4 lbs 12 oz  
Pad Weight



Puncture-Resistant  
ToughLite™ TPU




Fits a Under Rectangular  
Sleeping Bag



R-value: Cool Weather Rated

- Fits under one or more sleeping bags
- R-value of 3.5 for cool weather
- Pad Weight: 2.17 kg (4 lbs 12 oz)
- Packed size of 19.5 cm x 19.5 cm x 45 cm / 7.5" x 7.5" x 17.5"
- Puncture-resistant ToughLite™ TPU material and durable 75D polyester fabric
- THERMOLITE® insulation provides lightweight warmth and quiet comfort
- I-Beam design keeps you centered and in place with 15 cm height to keep you away from the ground
- Convenient, manual pump makes it easier and faster to inflate the pad
- Low profile valve has quick inflation and deflation modes and allows for easy pressure adjustment
- Full color box

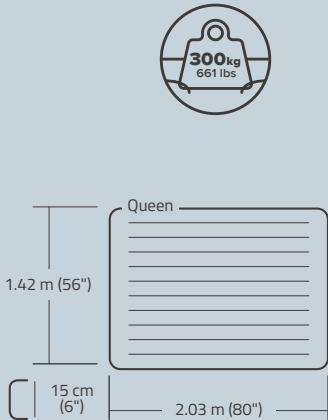



Item No.	Size	Air Pump	Pack	kg (Lbs)
69619	2.03 m x 1.42 m x 15 cm / 80" x 56" x 6"	Manual Pump (62086)	4 PCS	13.3 (29.4)



## TOUGHLITE™ TPU MATERIAL

Puncture-resistant material with  
durable 75D polyester fabric





Frontcountry

# TERRAINLITE™ SELF-INFLATING REGULAR MUMMY SLEEPING PAD

69620 NEW GEN.



## HIGHLIGHTS



822 g / 1 lb 13 oz  
Pad Weight



Puncture-Resistant  
ToughLite™ TPU




Fits a Regular  
Mummy Sleeping Bag



R-value: Cool Weather Rated

- Fits a regular mummy sleeping bag
- R-value of 3.8, ideal for cool weather
- Pad Weight: 822 g (1 lb 13 oz)
- Packed size of 14 cm x 54 cm / 5.5" x 21"
- Puncture-resistant ToughLite™ TPU material and sporty, durable 70D ripstop nylon fabric
- Foam pad self-inflates once valve is opened, expanding to 2.5 cm thickness
- Low profile valve has quick inflation and deflation modes and allows for easy pressure adjustment
- Carry bag with hang tag



Item No.	Size	Air Pump	Pack	kg (Lbs)
69620	1.83 m x 51 cm x 2.5 cm / 72" x 20" x 1"	N/A	4 PCS	4.2 (9.3)

Backcountry

# TERRAINPRO™ SELF-INFLATING REGULAR MUMMY SLEEPING PAD

69621 NEW GEN.



## HIGHLIGHTS



933 g / 2 lbs 1 oz  
Pad Weight



Puncture-Resistant  
ToughLite™ TPU




Fits a Regular  
Mummy Sleeping Bag



R-value: Cold Weather Rated

- Fits a regular mummy sleeping bag
- R-value of 4.7, ideal for cold weather
- Pad Weight: 933 g (2 lbs 1 oz)
- Packed size of 15 cm x 54 cm / 6" x 21"
- Puncture-resistant ToughLite™ TPU material and sporty, durable 70D ripstop nylon fabric
- Foam pad self-inflates once valve is opened, expanding to 5.1 cm thickness
- I-shape foam core improves warmth and comfort while reducing the pad's weight
- Low profile valve has quick inflation and deflation modes and allows for easy pressure adjustment
- Carry bag with hang tag




Item No.	Size	Air Pump	Pack	kg (Lbs)
69621	1.83 m x 51 cm x 5.1 cm / 72" x 20" x 2"	N/A	4 PCS	4.7 (10.4)



Basecamp

# COMFORTREK™ SELF-INFLATING WIDE RECTANGULAR SLEEPING PAD

## 69622



- Fits larger sleeping bag
- R-value of 6.8, ideal for extreme weather
- Pad Weight: 1.66 kg (3 lbs 11 oz)
- Packed size of 21 cm x 66 cm / 8" x 26"
- Puncture-resistant ToughLite™ TPU material and soft, yet flexible 50D stretch knit polyester fabric
- Foam pad self-inflates once valve is opened, expanding to 7.6 cm thickness
- I-shape foam core provides thermal insulation and comfort while reducing the pad's weight
- Exclusive SpinSeal™ valve switches air inflow and outflow with rotating inner closure
- Carry bag with hang tag



Item No.	Size	Air Pump	Pack	kg (Lbs)
69622	1.83 m x 63.5 cm x 7.6 cm / 72" x 25" x 3"	N/A	4 PCS	8.3 (18.3)

### HIGHLIGHTS




1.66 kg / 3 lbs 11 oz  
Pad Weight



Puncture-Resistant  
ToughLite™ TPU



Fits a Larger Rectangular  
Sleeping Bag



R-value: Extreme Weather Rated

Basecamp

# COMFORTREK™ LUXE SELF-INFLATING LARGE RECTANGULAR SLEEPING PAD

## 69623 NEW GEN.



- Fits larger sleeping bag
- R-value of 9.4, ideal for extreme weather
- Pad Weight: 2.42 kg (5 lbs 5 oz)
- Packed size of 26 cm x 66 cm / 10" x 26"
- Puncture-resistant ToughLite™ TPU material and soft, yet flexible 50D stretch knit polyester fabric
- Foam pad self-inflates once valve is opened, expanding to 10.8 cm thickness for extra comfort
- Offset foam core provides thermal insulation and comfort while reducing the pad's weight
- Exclusive SpinSeal™ valve switches air inflow and outflow with rotating inner closure
- Carry bag with hang tag



Item No.	Size	Air Pump	Pack	kg (Lbs)
69623	1.98 m x 63.5 cm x 10.8 cm / 78" x 25" x 4"	N/A	4 PCS	12.0 (26.5)

### HIGHLIGHTS



2.42 kg / 5 lbs 5 oz  
Pad Weight



Puncture-Resistant  
ToughLite™ TPU



Fits a Larger Rectangular  
Sleeping Bag



R-value: Extreme Weather Rated



Frontcountry

# WANDERLITE™ REGULAR AIR PILLOW

69624 NEW GEN.



## HIGHLIGHTS

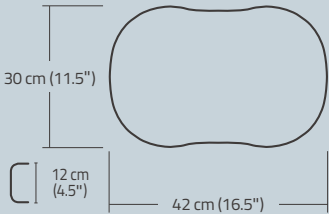


105 g / 3.7 oz  
Pillow Weight



Puncture-Resistant  
ToughLite™ TPU

- Regular size pillow
- Pillow Weight: 105 g (3.7 oz)
- Compact, packed size of 6.5 cm x 10 cm / 2.5" x 4"
- Puncture-resistant ToughLite™ TPU material and soft 50D stretch knit polyester fabric with a curved design for neck support
- Low profile valve has quick inflation and deflation modes and allows for easy pressure adjustment
- Carry bag with header card



Item No.	Size	Air Pump	Pack	kg (Lbs)
69624	42 cm x 30 cm x 12 cm / 16.5" x 11.5" x 4.5"	N/A	32 PCS	4.2 (9.2)

Backcountry

# ALPINELITE™ LARGE AIR PILLOW

69625 NEW GEN.



## HIGHLIGHTS

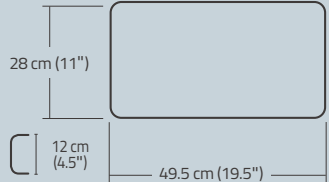


186 g / 6.6 oz  
Pillow Weight



Puncture-Resistant  
ToughLite™ TPU

- Deluxe, large-sized pillow
- Pillow Weight: 186 g (6.6 oz)
- Packed size of 9 cm x 12 cm / 3.5" x 4.5"
- Puncture-resistant ToughLite™ TPU material and soft, flexible 75D stretch knit polyester fabric
- Outer fabric covering can be removed for cleaning
- Low profile valve has quick inflation and deflation modes and allows for easy pressure adjustment
- Carry bag with header card



Item No.	Size	Air Pump	Pack	kg (Lbs)
69625	49.5 cm x 28 cm x 12 cm / 19.5" x 11" x 4.5"	N/A	32 PCS	7.1 (15.7)





# SUMMER

Bestway® has all the makings for summertime fun. Stylish and comfortable lounges make the best summer ever for your customers. Make it a Bestway summer!

148

Flex 'n Fold™  
Recliner Lounge

149

Flex 'n Fold™  
Lounge



# FLEX 'N FOLD™ RECLINER LOUNGE 43733



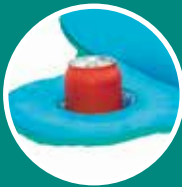
# FLEX 'N FOLD™ LOUNGE 43552



- 1.88 m x 98 cm x 38 cm / 74" x 38.5" x 15"
- Convenient pop-up structure is ready for inflation in seconds
- Easy to twist and fold for quick and compact storage
- Comfortable and damage-resistant fabric construction
- ComfortCool™ soft mesh provides a relaxing cooling effect
- Comfortable reclined backrest
- 1 cup holder
- 2 air chambers
- Weight capacity: 140 kg (309 lbs)
- Carry bag with round insert card + PDQ
- 8 Ea., 15.9 kg (35.1 lbs)



ComfortCool™  
mesh



Cup holder

- 1.71 m x 94 cm x 16 cm / 67.5" x 37" x 6"
- Convenient pop-up structure is ready for inflation in seconds
- Easy to twist and fold for quick and compact storage
- Comfortable and damage-resistant fabric construction
- ComfortCool™ soft mesh provides a relaxing cooling effect
- Built-in supportive pillow
- 1 cup holder
- 2 air chambers
- Weight capacity: 130 kg (287 lbs)
- Carry bag with round insert card + PDQ
- 8 Ea., 13.9 kg (30.7 lbs)



ComfortCool™  
mesh



Cup holder



ITEM	NAME PRODUCT	PAGE
43228	Giant Unicorn Island	120
43552	Flex 'n Fold™ Lounge	149
43733	Flex 'n Fold™ Recliner Lounge	148
561MB	Steel Pro MAX™ Splashview™ Rectangular Pools	45
561MC	Steel Pro MAX™ Splashview™ Rectangular Pools	45
5612B	Steel Pro MAX™ Rectangular Pools	38
5614X	Steel Pro MAX™ Round Pools	29
5614Z	Steel Pro MAX™ Round Pools	29
56442	Steel Pro MAX™ Rectangular Pools	37
56456	Steel Pro MAX™ Rectangular Pools	37
56457	Steel Pro MAX™ Rectangular Pools	37
56466	Steel Pro MAX™ Rectangular Pools	38
56488	Steel Pro MAX™ Round Pools	31
56671	Steel Pro MAX™ Rectangular Pools	38
56677	Steel Pro® Round Pools	23
56678	Steel Pro® Round Pools	23
56679	Steel Pro® Round Pools	23
56680	Steel Pro® Round Pools	23
56681	Steel Pro® Round Pools	23
56686	Steel Pro MAX™ Round Pools	31
56706	Steel Pro® Round Pools	23
56709	Steel Pro MAX™ Round Pools	27
56721	Steel Pro MAX™ Rectangular Pools	35
56722	Steel Pro MAX™ Rectangular Pools	35
56727	Steel Pro MAX™ Rectangular Pools	35
56728	Steel Pro MAX™ Rectangular Pools	35
56946	Steel Pro MAX™ Splashview™ Oval Pools	43
56985	Steel Pro® Round Pools	21
56986	Steel Pro® Round Pools	21
57455	Fast Set™ Pools	17
57456	Fast Set™ Pools	17
57457	Fast Set™ Pools	17
57458	Fast Set™ Pools	17
58517	Swimfinity™ Swim Fitness System	48
58612	Round Pool Dome	50
58639	Floor Protector	51
60001	Miami AirJet™ 4 Black	60

ITEM	NAME PRODUCT	PAGE
60017	Palm Springs AirJet™ 6 Sand	70
6002K	Glacial Dip™ Ice Bath Pod	90
6002N	Glacial Dip™ Ice Bath Tub	91
6002Q	Glacial Dip™ Ice Bath Tub	92
60025	Helsinki AirJet™ 7 Brown Barrel	80
60067	Mauritius AirJet™ 7 Grey	74
60175	Boracay AirJet™ 4 Blue Marble	64
65179	Arrow Elite™ X1 Kayak Set	116
65180	Surge Elite™ X1 Kayak Set	117
65185	Beacon Elite™ Sport Boat Set	119
6532A	Aqua Journey™ 9' Stand-up Paddleboard Set	102
6532B	Oceana™ 10' 2-in-1 Stand-Up Paddleboard & Kayak Set	103
6532C	Oceana™ CompactAir™ 10' Stand-Up Paddleboard Set	104
6532D	Aqua Drifter™ 11' 2-in-1 Stand-Up Paddleboard & kayak Set	105
6532E	Freesoul Elite™ 11' 2-in-1 Stand-Up Paddleboard & Kayak Set	107
6532F	Aqua Glider™ 10'6" Stand-Up Paddleboard Set	108
6532G	Glider Elite™ 12'6" 2-in-1 Stand-Up Paddleboard & Kayak Set	109
6532H	Aqua Drifter™ View 11' Stand-Up Paddleboard Set	106
65341	White Cap Convertible Set	100
65346	Huaka'i Set	101
69612	AlpineLite™ Insulated Regular Mummy Sleeping Pad	134
69613	AlpineLite™ Insulated Wide Mummy Sleeping Pad	135
69615	WanderLite™ Regular Rectangular Sleeping Pad	130
69616	WanderLite™ Large Rectangular Sleeping Pad	131
69617	AdventuRest™ Insulated Regular Rectangular Sleeping Pad	136
69618	AdventuRest™ Insulated Large Rectangular Sleeping Pad	137
69619	AdventuRest™ Insulated Queen Sleeping Pad	138
69620	TerrainLite™ Self-Inflating Regular Mummy Sleeping Pad	140
69621	TerrainPro™ Self-Inflating Regular Mummy Sleeping Pad	141
69622	ComforTrek™ Self-Inflating Wide Rectangular Sleeping Pad	142
69623	ComforTrek™ Luxe Self-Inflating Large Rectangular Sleeping Pad	143
69624	WanderLite™ Regular Air Pillow	144
69625	AlpineLite™ Large Air Pillow	145
69643	RidgeLite™ Insulated Regular Mummy Sleeping Pad	132
69644	RidgeLite™ Insulated Large Mummy Sleeping Pad	133

